




Jackie McFarland



Shelley Sheetz



Jamillah Lang



Erin Scholz



Lisa Van Goor



Bridget Turner

RECORDS



COLORADO INDIVIDUAL RECORDS

Games Played

Season—36, Diane Hiemstra, Gail Hook, Ann McKinley, Laurie Welch, Lisa Van Goor, 1981-82
 Career—132, Erin Scholz, 1993-97

Minutes Played

Game—48, Jackie McFarland and Susie Powers vs. Iowa State, Jan. 13, 2008; Tracy Tripp vs. Oklahoma State at Salina, Kan., Mar. 6, 1989
 Season—1,219, Jackie McFarland, 2007-08
 Career—4,249, Shelley Sheetz, 1991-95

Points Scored

Half—24, Susan Horner vs. Weber State at Tucson, Ariz., Mar. 10, 1979
 Game—38, Tracy Tripp at Oklahoma State, Feb. 4, 1987;
 Susan Horner vs. Weber State at Tucson, Ariz., Mar. 10, 1979
 Season—678, Lisa Van Goor, 1981-82
 Career—2,185, Brittany Spears, 2007-11

Scoring Average


Season—19.2, Jamillah Lang, 1993-94 (615 points in 32 games)
 Career—18.0, Lisa Van Goor, 1980-85 (2,067 points in 115 games)

Field Goals Made

Half—12, Jeannie Raikes vs. Temple Junior College, Nov. 20, 1976
 Game—17, Tracy Tripp at Oklahoma State, Feb. 4, 1987
 Season—281, Lisa Van Goor, 1981-82
 Career—862, Lisa Van Goor, 1980-85

Field Goals Attempted

Half—21, Tracy Tripp at Oklahoma State, Feb. 4, 1987
 Game—32, Tracy Tripp at Oklahoma State, Feb. 4, 1987
 Season—609, Lisa Van Goor, 1981-82
 Career—1,889, Brittany Spears, 2007-11



Susan Horner

Consecutive Field Goals Made

15—Sandy Bean, Feb. 20, 1981 (Utah State)-Feb. 23, 1981 (Wyoming)

Field Goal Percentage

Game (Min. 10 attempts, no misses)—1.000 (11-11), Tracy Tripp vs. Wyoming, Dec. 2, 1986
 Season (Min. 150 attempts)—.610 (177-290), Debbie Descano, 1980-81
 Career (Min. 300 attempts)—.600 (355-591), Debbie Descano, 1979-81

Three Point Field Goals Made

Half – 5, six times, Lexy Kresl vs. Northern Arizona, Nov. 11, 2011
 Game – 7, seven times, last by Bianca Smith vs. Nebraska, Jan. 31, 2009
 Season—82, Bianca Smith, 2009-10
 Career—257, Bianca Smith, 2006-10

Three Point Field Goals Attempted

Half—9, five times, last by Brittany Spears vs. Dayton, Dec. 19, 2010
 Game—17, Kate Fagan at Syracuse, Dec. 31, 2002
 Season—235, Brittany Spears, 2010-11
 Career—707, Bianca Smith, 2006-10

Three Point Field Goal Percentage

Game—1.000 (5-5), Lexy Kresl vs. New Mexico, Dec. 29, 2012;
 Jenny Roulier, vs. Missouri, Feb. 13, 2002
 Season—.488 (39-80), Sabrina Scott, 2002-03
 Career—.416 (175-394), Annan Wilson 1986-90



Brittany Spears



COLORADO INDIVIDUAL RECORDS

Free Throws Made

Half—12 (of 13 in second half), Debbie Descano vs. Montana State, Feb. 20, 1980

Game—15 (of 16), Jackie McFarland vs. Villanova, Mar. 27, 2008

Season—203 (of 257), Jackie McFarland, 2007-08

Career—586 (of 758), Jackie McFarland, 2004-08

Free Throws Attempted

Half—13 (second), Debbie Descano vs. Montana State, Feb. 20, 1980

Game—18, LeaAnn Banks at Colorado State, Dec. 5, 1984

Season—257, Jackie McFarland, 2007-08

Career—758, Jackie McFarland, 2004-08

Consecutive Free Throws Made

44, Kate Fagan, Dec. 8, 2002 (Cal)-Mar. 22, 2003 (BYU)

Free Throw Percentage

Game (Min. 10 attempts, no miss)-1.000 (13-13), Gretchen DeWitte vs. Oklahoma, Jan. 27, 1987

Season (Min. 75 attempts)—.896 (103-115), Shelley Sheetz, 1994-95

Career (Min. 150 attempts)—.849 (425-501), Shelley Sheetz, 1991-95

Rebounds

Half—14, Margie Sampson vs. Northern Colorado, Dec. 1, 1978

Game—22, Lisa Van Goor vs. Weber State, Feb. 25, 1981

Season—365, Lisa Van Goor, 1981-82

Career—1,145, Lisa Van Goor, 1980-85

Rebound Average

Season—11.0, Lisa Van Goor, 1980-81 (363 rebounds in 33 games)

Career—10.0, Lisa Van Goor, 1980-85 (1,145 rebounds in 108 games)

Assists

Half—9 (first), Whitney Law vs. Cal State-Fullerton, Nov. 18, 2005

Game—15, Whitney Law vs. Cal State-Fullerton, Nov. 18, 2005

Season—177, Ann Troyan, 1979-80

Career—617, Bridget Turner, 1985-89

Steals

Half—6, Annan Wilson vs. Utah, Jan. 7, 1989

Game—10, Annan Wilson vs. Utah, Jan. 7, 1989

Season—120, Laurie Welch, 1981-82

Career—303, Laurie Welch, 1978-82

Blocked Shots

Half—7 (second), Britt Hartshorn vs. Nebraska, Jan. 23, 1999

Game—8, Jackie McFarland vs. South Dakota State, Dec. 28, 2005;

Britt Hartshorn vs. Nebraska, Jan. 23, 1999

Season—100, Lisa Van Goor, 1981-81

Career—289, Lisa Van Goor, 1980-85

Consecutive Starts

Career—127, Brittany Spears (all 127 career games), 2010-11



Annan Wilson



Jackie McFarland



COLORADO TEAM RECORDS

Games Played

Season—36, 1981-82
Season Low—14, 1975

Minutes Played

Game—50, 5 times, last vs. Iowa State, Jan. 13, 2008
Season—7,225 in 1981-82

Points Scored

Half—68 vs. Fort Carson (first), Dec. 16, 1980
Half Low—9 at Arizona State, Jan. 19, 2012
Game—134 vs. Fort Carson, Dec. 16, 1980
Game Low—32 at Texas, Jan. 17, 2009
Season—2,793 in 1981-82
Season Low—569 in 1975

Scoring Average

Season—87.9, 1979-80 (2,549 pts. in 29 games)
Season Low—43.7, 1975 (569 pts. in 14 games)

Field Goals Made

Half—32 vs. Fort Carson (second), Dec. 16, 1980
Half Low—3, three times (last at Arizona State, Jan. 19, 2012)
Game—63 vs. Fort Carson, Dec. 16, 1980
Game Low—11 vs. Baylor, Feb. 20, 1999
Season—1,166 in 1980-81
Season Low—628 in 1989-90

Field Goals Attempted

Half—57 vs. Pacific, Nov. 18, 1981
Half Low—17, three times (last at Arizona State, Jan. 18, 2013)
Game—102 vs. Pacific Christian, Nov. 18, 1981
Game Low—37 vs. Texas A&M, Jan. 24, 2006
Season—2,371 in 1981-82
Season Low—1,549 in 2008-09

Field Goal Percentage

Half—.735 (25-34) vs. Brigham Young, Jan. 29, 1981
Half Low—(Min. 20 Attempts) .120 (3-25) at Arizona State, Jan. 19, 2012
Game—.677 (42-62) vs. Brigham Young, Jan. 29, 1982
Game Low—.232 (13-56) at Texas, Feb. 23, 2005
Season—.525 (1166-2223) in 1980-81
Season Low—.394 (766-1942) in 2012-13

Three-Pointers Made

Half—10 vs. Iowa State, Jan. 10, 2007
Game—16, vs. Buffalo, Jan. 3, 2004
Season—236 in 2007-08
Season Low—34 in 1987-88

Three-Pointers Attempted

Half—21, vs. Northern Colorado, Nov. 28, 2007; vs. Siena, Nov. 23, 2007
Game—37, vs. Baylor, Mar. 5, 2011, vs. Buffalo, Jan. 3, 2004
Season—730 in 2007-08
Season Low—139 in 1987-88

Three-Point Field Goal Percentage

Game (min. 8 att.)—.800 (8-10) vs. BYU, Nov. 22, 1997
Game (no min.)—1.000 (4-4) vs. Vanderbilt, March 19, 2001
Season—.411 (58-141) in 1988-89
Season Low—.260 (44-169) in 1990-91

Free Throws Made

Half—28 vs. Purdue, Dec. 3, 1995
Game—43, vs. Florida, Dec. 22, 2000
Game Low—1, at Iowa State, Feb. 11, 1998
Season—594 in 1987-88
Season Low—107 in 1975

Free Throws Attempted

Half—35 vs. Purdue, Dec. 3, 1995
Game—49, vs. Florida, Dec. 22, 2000
Game Low—2, vs. California, Jan. 12, 2012; vs. Denver, Dec. 8, 2011
Season Low—210 in 1975
Season High—855 in 1981-82

Free Throw Percentage

Game—1.000 (19-19) vs. Nebraska, Feb. 7, 1987 (no miss)
Game—.878 (43-49) vs. Florida, Dec. 22, 2000 (40 or more made)
Game—.957 (22-23) vs. Iowa State, Feb. 14, 2001 (20 or more made)
Game Low—.143 (1-7) at Iowa State, Feb. 11, 1998

Season—.843 (396-470) in 1983-84
Season Low—.460 (201-437) in 1975-76

Rebounds

Half—41 vs. Pacific, Nov. 18, 1981
Half Low—7 at Kansas, Jan. 27, 2010 (1st)
Game—80 vs. Pacific Christian, Nov. 18, 1981
Game Low—19 (in two games), last vs. Holy Cross, Dec. 21, 1985
Season—1,773 in 1981-82
Season Low—956 in 2008-09
Rebounding Average
Season—51.1 (1,636 in 32 games) in 1977-78
Season Low—33.0 (956 in 29 games) in 2008-09

Assists (Since 1977-78)

Half—18 vs. Sam Houston State, Dec. 14, 2000
Half Low—0, three times, last at Wyoming, Mar. 24, 2011
Game—30 vs. Iowa State, Feb. 19, 1995; vs. TCU, Nov. 18, 1995
Game Low—3, at Texas Tech, Jan. 26, 2008
Season—721 in 1980-81
Season Low—337 in 2008-09

Steals (Since 1978-79)

Half—14 vs. Texas Christian, Nov. 28, 1995
Game—29 vs. Northern Colorado, Nov. 26, 1985
Game Low—0, vs. Iowa State, Jan. 21, 2006; vs. Texas A&M, Jan. 24, 2006
Season—462 in 1979-80
Season Low—165 in 2005-06

Blocked Shots

Half—9 vs. Sam Houston State, Dec. 14, 2000
Game—16 vs. Sam Houston State, Dec. 14, 2000
Game Low—0, many times, last vs. Villanova, Mar. 22, 2012
Season—185 in 2007-08
Season Low—41 in 1988-89

Turnovers (Since 1978-79)

Half Low—0 vs. Villanova, Mar. 27, 2008
Game—59 at Nevada-Las Vegas, Jan. 13, 1978
Game Low—3 vs. Villanova, Mar. 27, 2008
Season—731 in 1978-79
Season Low—452 in 1988-89

Personal Fouls

Half—22 at Texas, Dec. 28, 1989
Half Low—1 vs. Missouri, Feb. 26, 2000; vs. Southern Methodist, Nov. 30, 1996; vs. SW Louisiana, Dec. 5, 1993
Game—36 at Utah, Feb. 13, 1981
Game Low—7 vs. Seton Hall, Dec. 6, 2009; vs. Oklahoma, Jan. 8, 1995
Season—706 in 1978-79
Season Low—183 in 1974-75

Disqualifications

Game—4 at Oklahoma, Feb. 18, 1984
Season—32 in 1978-79
Season Low—4 in 2002-03 and 2003-04

Attendance

Game—11,199 vs. UNLV, Mar. 18, 1989
Season—88,601 in 1994-95
Season Average—5,538 in 1994-95

MISCELLANEOUS RECORDS

Margin of Victory: 101 vs. Fort Carson, Dec. 16, 1980
Largest Halftime Margin: 49 vs. Northern Arizona, Jan. 21, 1980
Winning Percentage: .909 (30-3) in 1994-95
Games Won in a Season: 30 in 1994-95
Winning Streak: 25, Dec. 19, 1994, Mar. 23, 1995
Winning Streak at Home: 53, Feb. 20, 1980, Nov. 19, 1983
Winning Streak on the Road: 14, Dec. 7, 1994, Mar. 23, 1995
Winning Streak at Start of Season: 15, Dec. 1, 1992, Jan. 22, 1993
Consecutive Points in a Game: 30 vs. Iowa State, Feb. 19, 1993
Points Scored in a Losing Game: 93 vs. Oklahoma, Mar. 8, 2001
100 Points Scored in a Season: 9 times in 1979-80
Regular Season Single-Game Attendance: 10,929 vs. Kansas, Feb. 4, 1994
Postseason Single-Game Attendance: 11,199 vs. Oregon, Mar. 19, 1994
Associated Press Poll Ranking: 2nd, Mar. 7, 1994, Mar. 13, 1995
Final AP Poll Ranking: 2nd, Mar. 13, 1995
Consecutive Games with a 3-Point Field Goal: 267, Jan. 22, 2005 to current



OPPONENT INDIVIDUAL RECORDS

Field Goals Made

Half—13, Lindsey Wilson, Iowa State, Feb. 26, 2003
 Game—18, Lindsey Wilson, Iowa State, Feb. 26, 2003

Field Goals Attempted

Half—18, Shawnda DeCamp, Kansas State, Jan. 7, 1984
 Game—31, C.J. Sealey, Portland State, Dec. 20, 1983

Field Goal Percentage

Game—1.000 (10-10), Carolyn Davis, Kansas, Feb. 16, 2010

Points

Half—31, Lindsey Wilson, Iowa State, Feb. 26, 2003
 Game—41, Lindsey Wilson, Iowa State, Feb. 26, 2003

Three-Point Field Goals Made

Half—4, 13 times, last by Sage Indendi vs. Oregon State,
 Mar. 3, 2012
 Game—7, four times, last by Ashley Corral vs. USC, Mar.27, 2011

Three-Point Field Goals Attempted

Half—10, Shelby Hoffman, Wyoming, Dec. 8, 1999
 Game—15, Shelby Hoffman, Wyoming, Dec. 8, 1999

Free Throws Made

Half—14, Angela Tisdale, at Baylor, Feb. 27, 2008; Sheryl Swoopes,
 Texas Tech, Mar. 27, 1993
 Game—17, Angela Tisdale, at Baylor, Feb. 27, 2008;

Free Throws Attempted

Half—16, Ashley Sweat at Kansas State, Feb. 21, 2009
 Game—21, Renee Kelly, Missouri, Jan. 24, 1987

Free Throw Percentage

Game (Min. 10 attempts, no miss)-1.000 (12-12), Gabriela
 Marginean, Drexel, Nov. 29, 2008
 Game (Min. 10 attempts)—.938 (15-16), Sheryl Swoopes, Texas
 Tech, Mar. 27, 1993

Offensive Rebounds

Game—11, Emma Cannon, UFC, Nov. 16, 2008; Chastity Melvin,
 North Carolina State, Feb. 1, 1997

Defensive Rebounds

Game—18, Angie Welle, Iowa State, Feb. 9, 2002

Total Rebounds

Half—17, Angie Welle, Iowa State, Feb. 9, 2002
 Game—23, Angie Welle, Iowa State, Feb. 9, 2002

Assists

Half—9, Milena Flores, Stanford, Dec. 28, 1998
 Game—14, Lyndsey Medders, Iowa State, 21, 2006

Steals

Half—6, Milena Flores, Stanford, Dec. 28, 1998
 Game—8, three times, last by Amy Marin, Northern Colorado,
 Mar. 14, 2012

Blocked Shots

Half—10, Pauline Jordan, UNLV, Mar. 18, 1989
 Game—11, Brittney Griner, at Baylor, Feb. 6, 2010; Pauline Jordan,
 UNLV, Mar. 18, 1989

Turnovers

Half—8, Jessica Cunningham, New Mexico, Dec. 31, 1991
 Game—15, Jessica Cunningham, New Mexico, Dec. 31, 1991





OPPONENT TEAM RECORDS

Minutes Played

Game—50, 5 times, last vs. Iowa State, Jan. 13, 2008
 Season High—7,225 in 1981-82
 Season Low—*5,600 in 1989-90

Points Scored

Half Low—8, Kansas State, Mar. 7, 1992
 Game—113, at Missouri, Mar. 6, 1984
 Game Low—22, vs. New Mexico, Dec. 31, 1991
 Season High—2,233 in 1978-79
 Season Low—803, 1975

Scoring Average

Season High—77.8 (2177 in 28 games) in 1983-84
 Season Low—54.5 (1744 in 32 games) in 2012-13

Field Goals Made

Half—25 at Missouri, Feb. 1, 1984
 Half Low—3 vs. Texas State, Dec. 1, 2010; vs. Kansas State,
 Mar. 7, 1992
 Game—47, at Missouri, Feb. 1, 1984
 Game Low—8, Kansas State, Mar. 7, 1992
 Season High—888 in 1981-82
 Season Low—608 in 2012-13

Field Goals Attempted

Half—50 at UCLA, Dec. 22, 1983
 Half Low—13, New Mexico, Dec. 31, 1991
 Game—90, at UCLA, Dec. 22, 1983
 Game Low—35, New Mexico, Dec. 31, 1991
 Season High—2,368 in 1981-82
 Season Low—1,515 in 1989-90

Field Goal Percentage

Half—.700 (14-20) at UCLA, Feb. 1, 2013 (2nd)
 Half Low—.130 (3-23) Kansas State, Mar. 7, 1992
 Game—.662 (47-71) at Missouri, Feb. 1, 1984
 Game Low—.186 (8-43) Kansas State, Mar. 7, 1992
 Season High—.474 (872-1839) in 1983-84
 Season Low—.350 (608-1738) in 2012-13

Three-Point Field Goals Made

Half—12, at Iowa State, Feb. 13, 1999
 Game—16, at Iowa State, Feb. 13, 1999
 Season High—195 in 2004-05
 Season Low—32 in 1989-90

Three-Point Field Goals Attempted

Half—22, Iowa State, Mar. 1, 1997
 Game—42, Northern Colorado, Feb. 13, 2006
 Season High—587 in 2007-08
 Season Low—123 in 1989-90, 1997-98

Three-Point Field Goal Percentage

Half—.875 (7-8) Iowa State, Jan. 27, 2001
 Game (min. 6 att.)—.833 (5-6), at Kansas State, Jan. 6, 2001
 Game (min. 10 att.) - .800 (12-15), Iowa State, Jan. 27, 2001
 Season High—.388 (50-129) in 1990-91
 Season Low—.238 (34-143) in 1987-88

Free Throws Made

Half—26, vs. Kansas, Feb. 16, 2010 (2nd)
 Game—36, at Utah, Feb. 13, 1981
 Game Low—0, vs. Southern Utah, Dec. 28, 2007; vs. Kansas,
 Jan. 10, 2006
 Season High—491 in 1990-91
 Season Low—296 in 1999-2000

Free Throws Attempted

Half—32, vs. Kansas, Feb. 6, 2010 (2nd)
 Game—57, at Utah, Feb. 13, 1981
 Game Low—2, vs. Southern Utah, Dec. 28, 2007; vs. Kansas, Jan.
 10, 2006
 Season High—744 in 1978-79
 Season Low—433 in 1996-97

Free Throw Percentage

Game—1.000 (16-16), vs. Oregon, Dec. 5, 1981
 Game Low—.000 (0-2), vs. Southern Utah, Dec. 28, 2007;
 vs. Kansas, Jan. 10, 2006
 Season High—.741 in 2006-07
 Season Low—.644 in 1981-82

Rebounds

Half—37, at Virginia, Nov. 24, 2008
 Half Low—5, Northern Arizona, Feb. 7, 1981
 Game—68, at Virginia, Nov. 24, 2008
 Game Low—19, Northern Arizona, Feb. 7, 1981
 Season High—1,351 in 1981-82
 Season Low—1,053 in 1984-85

Rebounding Average

Season High—43.5 (1350 in 31 games) in 1978-79
 Season Low—34.1 (1124 in 33 games) in 1994-95

Assists

Half—17, at Kansas State, Jan. 14, 2006; at Iowa State,
 Feb. 2, 2005; Iowa, Dec. 10, 2000
 Half Low—0, Northern Colorado, Nov. 26, 1985
 Game—31, at Iowa, Dec. 10, 2000
 Game Low—1, Northern Colorado, Nov. 26, 1985
 Season High—543 in 1981-82
 Season Low—184 in 1986-87

Steals

Half—14, vs. Northern Colorado, Mar. 14, 2012
 Game—23, vs. Northern Colorado, Mar. 14, 2012
 Game Low—*0, last vs. Charlotte, Nov. 25, 2006
 Season High—348 in 1981-82
 Season Low—184 in 1986-87

Blocks

Half—12, UNLV, Mar. 18, 1989
 Game—15, vs. UNLV, Mar. 18, 1989
 Game Low—0, many times, last vs. San Diego State, Nov. 24, 2012
 Season High—124 in 2004-05
 Season Low—53 in 1980-81

Turnovers

Half—24, New Mexico, Dec. 31, 1991
 Half Low—0, Oklahoma State, Feb. 16, 1985
 Game—47, vs. Colorado State, Nov. 16, 1979
 Game Low—4, vs. Iowa State, Jan. 21, 2006
 Season High—862 in 1979-80
 Season Low—387 in 2005-06

Personal Fouls

Half—18, vs. Idaho State, Dec. 30, 2008; Nebraska, Feb. 9, 2000;
 Utah, Nov. 17, 1995
 Game—*35, Missouri at Salina, Kan., Mar. 4, 1989
 Game Low—4, vs. Iowa State, Jan. 21, 2006
 Season High—778 in 1981-82
 Season Low—387 in 2005-06

Disqualifications

Game—*4, last Nebraska, Feb. 9, 2000
 Season High—42 in 1978-79
 Season Low—5 in 2009-10

**tied earlier record*

COLORADO CONFERENCE RECORDS**Minutes Played**

Game—50, 3 times, last vs. Iowa State, Jan. 13, 2008
Season—3,650 in 2012

Points Scored

Game—101 vs. Missouri, Feb. 24, 1988
Season—1,153 in 2001

Field Goals Made

Game—37 vs. Oklahoma, Feb. 18, 1990
Season—406 in 1995

Field Goals Attempted

Game—80 vs. Oklahoma, Jan. 29, 1993
Season—1049 in 2013

Field Goal Percentage

Game—.625 (30-48) at Oklahoma, Feb. 18, 1987
Season—.493 (372-753) in 1983

Three-Point Field Goals Made

Game—15 at Nebraska, Feb. 20, 2010
Season—108 in 2010 and 2011

Three-Point Field Goals Attempted

Game—37 vs. Baylor, Mar. 5, 2011
Season—352 in 2010

Three-Point Field Goal Percentage

Game (min. 8 att.)—.750 (6-8) at Kansas, Feb. 1, 2006
Game (no min.)—1.000 (3-3) at Oklahoma, Feb. 27, 1988
Season—.441 (41-93) in 1989

Free Throws Made

Game—38 vs. Oklahoma, Jan. 27, 1986
Season—289 in 2001

Free Throws Attempted

Game—48 vs. Oklahoma, Jan. 27, 1986
Season—380 in 2001

Free Throw Percentage

Game (no misses)—1.000 (19-19) vs. Nebraska, Feb. 7, 1987
Game—.957 (22-23) vs. Iowa State, Feb. 14, 2001
Season—.787 (288-366) in 1987

Rebounds

Game—67 vs. Oklahoma, Feb. 18, 1990
Season—748 in 2013

Assists

Game—30 vs. Iowa State, Feb. 19, 1995
Season—271 in 1995 and 2001

Steals

Game—21 vs. Nebraska, Feb. 1, 1986; vs. Kansas State, Jan. 8, 1993
Season—176 in 2013

Blocks

Game—12 vs. Iowa State, Jan. 13, 2008
Season—87 in 2008

Turnovers

Game—37 vs. Oklahoma, Jan. 29, 1985
Season—350 in 2005

Fouls

Game—34 at Oklahoma, Feb. 15, 1986
Season—313 in 2010

Disqualifications

Game—4 at Oklahoma, Feb. 18, 1984
Season—18 in 1984



Led by Bridget Turner's 33 points, Colorado scored a school conference record 101 against Missouri on Feb. 24, 1988.



CU had a school conference best 30 assists against Iowa State on Feb. 19, 1995, including 10 from All-American Shelley Sheetz.



OPPONENT CONFERENCE RECORDS

Minutes Played

Game—50, 3 times, last vs. Iowa State, Jan. 13, 2008
 Season High—3,650 in 2012
 Season Low—2,400 in 1983

Points Scored

Game—105, at Missouri, Feb. 1, 1984
 Season High—1,222 in 2005
 Season Low—841 in 1992

Scoring Average

Season High—78.5 (1,099 in 14 games) in 1985
 Season Low—53.1 (956 in 18 games) 2013

Field Goals Made

Game—47, at Missouri, Feb. 1, 1984
 Season High—449 in 2005
 Season Low—287 in 1993

Field Goals Attempted

Game—88, at Oklahoma, Feb. 27, 1988
 Season High—1,005 in 2012
 Season Low—707 in 1992

Field Goal Percentage

Game—.662 (47-71), at Missouri, Feb. 1, 1984
 Season High—.472 (424-898) in 1987
 Season Low—.353 (341-967) in 2013

Three-Point Field Goals Made

Game—15 at Iowa State, Feb. 2, 2005
 Season High—124 in 2005
 Season Low—12 in 1990

Three-Point Field Goals Attempted

Game—36, Iowa State, in Boulder, Mar. 1, 1997
 Season High—295 in 2007
 Season Low—49 in 1990

Three-Point Field Goal Percentage

Game (min. 7 att.)—.700 (7-10) vs. Texas Tech, Feb. 12, 2011
 Game (no min.)—.833 (5-6) at Kansas State, Jan. 6, 2001
 Season High—.426 (124-291) in 2005
 Season Low—.228 (21-92) in 1989

Free Throws Made

Game—31, vs. Kansas, Feb. 16, 2010, at Kansas State, Jan. 13, 1990
 Season High—282 in 2010
 Season Low—136 in 1989

Free Throws Attempted

Game—46, at Oklahoma, Feb. 15, 1986
 Season High—392 in 2010
 Season Low—197 in 1989

Free Throw Percentage

Game—1.000 (10-10) at Arizona State, Jan. 19, 2012
 Season High—.754 (261-346) in 2012
 Season Low—.617 (192-311) in 2013

Rebounds

Game—*57, at Nebraska, Jan. 19, 1991
 Season High—664 in 2012
 Season Low—460 in 1995

Rebounding Average

Season High—42.0 (505 in 12 games) in 1983
 Season Low—32.9 (460 in 33 games) in 1995

Assists

Game—29, at Iowa State, Feb. 2, 2005
 Season High—276 in 2005
 Season Low—152 in 1990

Steals

Game—21, at Oklahoma State, Jan. 30, 1994
 Season High—174 in 1999
 Season Low—99 in 1990

Blocks

Game—12 at Baylor, Feb. 6, 2010
 Season High—87 in 2008
 Season Low—26 in 1997

Turnovers

Game—37, vs. Iowa State, Feb. 19, 1993
 Season High—368 in 1993
 Season Low—187 in 2006

Fouls

Game—31, vs. Nebraska, Feb. 29, 1992; Baylor, Feb 3, 2001
 Season High—324 in 2001
 Season Low—227 in 2011

Disqualifications

Game—4, vs. Nebraska, Feb. 9, 2000
 Season High—18 in 1984
 Season Low—2 in 2009 and 2010



Colorado has five conference tournament titles in its history including the inaugural Big 12 Championship in 1997.



COORS EVENTS CENTER TEAM RECORDS

Minutes Played

50 vs. Iowa State, Jan. 13, 2008

Points Scored

Colorado—134, vs. Fort Carson, Dec. 16, 1980

Opponent—95, Texas A&M, Feb. 27, 2010

Field Goals Made

Colorado—63, vs. Fort Carson, Dec. 16, 1980

Opponents—40, Nebraska, Jan. 22, 1983

Field Goals Attempted

Colorado—102, vs. Pacific Christian, Nov. 18, 1981

Opponent—83, Nebraska, Dec. 10, 1981

Field Goal Percentage

Colorado—.677 (42-62), vs. Brigham Young, Jan. 29, 1982

Opponent—.638 (37-58), Texas, Dec. 9, 1990

Three-Point Field Goals Made

Colorado—16, vs. Buffalo, Jan. 3, 2004

Opponent—14, Iowa State, Jan. 13, 2008

Three-Point Field Goals Attempted

Colorado—37, vs. Baylor, Mar. 5, 2011; vs. Buffalo, Jan. 3, 2004

Opponent—42, Northern Colorado, Feb. 13, 2006

Three-Point Field Goal Percentage (*min. 7 att.*)

Colorado—.625 (5-8), vs. Oklahoma State, Feb. 13, 1988

Opponent—.769 (10-13) vs. USC, Mar. 27, 2011

Three-Point Field Goal Percentage (*no min.*)

Colorado—1.000 (3-3), vs. Arizona, Dec. 31, 1989

Opponent—1.000 (1-1), Wichita State, Nov. 22, 1991

Free Throws Made

Colorado—43, vs. Florida, Dec. 22, 2000

Opponent—31, Kansas, Feb. 16, 2010

Free Throws Attempted

Colorado—49, vs. Florida, Dec. 22, 2000

Opponent—39, Kansas, Feb. 16, 2010; Northern Iowa, Nov. 25, 2005

Free Throw Percentage

Colorado—1.000 (19-19), vs. Nebraska, Feb. 7, 1987

Colorado, (one min.)—.957 (22-23), Iowa State, Feb. 13, 2001

Opponent—1.000 (10-10), Wyoming, Nov. 21, 2005

Rebounds

Colorado—80, vs. Pacific Christian, Nov. 18, 1981

Opponent—56, Missouri, Feb. 9, 1999

Assists

Colorado—38, vs. Fort Carson, Dec. 16, 1980

Opponent—24, Nebraska, Jan. 28, 1984;

Texas A&M, Nov. 19, 1995

Steals

Colorado—29, vs. Northern Colorado, Nov. 26, 1985

Opponent—23, vs. Northern Colorado, Mar. 14, 2012

Blocks

Colorado—16, vs. Florida, Dec. 22, 2000

Opponent—15, UNLV, Mar. 18, 1989

Turnovers

Colorado—37, vs. Oklahoma, Jan. 29, 1985

Opponent—47, Colorado State, Nov. 16, 1979

Fouls

Colorado—30, vs. Northern Iowa, Nov. 25, 2005

Opponent—34, Vermont, Nov. 24, 1995

Disqualifications

Colorado—3, vs. Northern Iowa, Nov. 25, 2005

Opponent—4, Nebraska, Feb. 9, 2000





INDIVIDUAL CAREER CHARTS

Points

1. 2185	Brittany Spears (127 games)	2007-11
2. 2067	Lisa Van Goor (115 games)	1980-85
3. 1957	Jackie McFarland (121 games)	2004-08
4. 1858	Tera Bjorklund (127 games)	2000-04
5. 1775	Shelley Sheetz (127 games)	1991-95
6. 1644	Chucky Jeffery (125 games)	2009-13
7. 1621	Erin Scholz (132 games)	1993-97
8. 1599	Bridget Turner (120 games)	1985-89
9. 1596	Jamillah Lang (113 games)	1990-94
10. 1574	Tracy Tripp (121 games)	1985-89
11. 1501	Erin Carson (112 games)	1984-88
12. 1399	Jenny Roulrier (123 games)	1998-02
13. 1386	Mandy Nightingale (123 games)	1998-02
14. 1376	Diane Hiemstra (93 games)	1981-84
15. 1331	Jeannie Raikes (115 games)	1976-80
16. 1319	Sandy Bean (117 games)	1978-82
17. 1272	Britt Hartshorn (122 games)	1998-02
18. 1255	Crystal Ford (121 games)	1985-89
19. 1138	Bianca Smith (123 games)	2006-10
20. 1107	Julie Hoehing (124 games)	1980-84
21. 1098	De Celle Thomas (125 games)	1992-96
22. 1093	Jasmina Ilic (93 games)	2003-07
23. 1062	Gretchen DeWitte (119 games)	1985-89
24. 1045	Raegan Scott (124 games)	1993-97
25. 972	Sabrina Scott (121 games)	1999-03

Scoring average (minimum 5 games)

1. 18.0	Lisa Van Goor	1980-85
2. 17.2	Brittany Spears	2007-11
3. 16.2	Jackie McFarland	2004-08
4. 16.1	Isabelle Fijalkowski	1994-95
5. 15.1	Debbie Descano	1979-81
6. 14.8	Diane Hiemstra	1981-84
7. 14.6	Tera Bjorklund	2000-04
8. 14.1	Jamillah Lang	1990-94
9. 14.0	Linda Gehrke	1977-78
10. 14.0	Shelley Sheetz	1991-95
11. 13.6	Debbie Johnson	1989-91
12. 13.4	Erin Carson	1984-88
13. 13.3	Bridget Turner	1985-89
14. 13.2	Chucky Jeffery	2009-13
15. 13.0	Tracy Tripp	1985-89
16. 12.4	Doni Fischer	1975-78
17. 12.3	Erin Scholz	1993-97
18. 12.1	LeaAnn Banks	1984-86
19. 11.8	Jasmina Ilic	2003-07
20. 11.6	Jeannie Raikes	1976-80



Brittany Spears

Field goals made

1. 862	Lisa Van Goor (115 games)	1980-85
2. 796	Brittany Spears (126 games)	2007-11
3. 693	Tera Bjorklund (127 games)	2000-04
4. 671	Jackie McFarland (121 games)	2004-08
5. 654	Tracy Tripp (121 games)	1985-89
6. 619	Chucky Jeffery (125 games)	2009-13
7. 617	Jamillah Lang (113 games)	1990-94
8. 608	Jeannie Raikes (115 games)	1976-80
8. 608	Diane Hiemstra (93 games)	1981-84
10. 606	Erin Scholz (132 games)	1993-97
11. 572	Erin Carson (112 games)	1984-88
12. 552	Bridget Turner (120 games)	1985-89
13. 549	Shelley Sheetz (127 games)	1991-95
14. 530	Sandy Bean (117 games)	1978-82
15. 523	Jenny Roulrier (123 games)	1998-02
16. 501	Britt Hartshorn (122 games)	1998-02
17. 464	Crystal Ford (121 games)	1985-89
18. 425	Doni Fischer (78 games)	1975-78
19. 422	De Celle Thomas (125 games)	1992-96
20. 414	Corky O'Rourke (92 games)	1978-81

Field goal percentage

(minimum 200 attempts, starting 1978-79)

1. .601	Debbie Descano (355-591)	1979-81
2. .595	Isabelle Fijalkowski (219-368)	1994-95
3. .575	LeaAnn Banks (272-473)	1984-86
4. .568	Mindy Henry (317-558)	1989-93
5. .540	Sandy Bean (530-981)	1978-82
6. .540	Tera Bjorklund (693-1284)	2000-04
7. .539	Jackie McFarland (671-1246)	2004-08
8. .535	Kara Richards (362-667)	2004-09
9. .512	Crystal Ford (464-906)	1985-89
10. .512	Debbie Johnson (339-662)	1989-91
11. .511	Corky O'Rourke (414-810)	1978-81
12. .499	Gretchen DeWitte (400-801)	1985-89
13. .496	Britt Hartshorn (501-1010)	1998-02
14. .493	Diane Hiemstra (608-1234)	1981-84
15. .490	Michell Irving (254-518)	1978-81
16. .487	Julie Seabrook (194-398)	2008-12
17. .482	Lisa Van Goor (862-1787)	1980-85
18. .482	Melody Johnson (173-359)	1997-99
19. .480	Betsy Bailey (285-594)	1979-81
20. .475	Erin Carson (573-1207)	1984-88

3-point field goals made

1. 257	Bianca Smith (123 games)	2006-10
2. 237	Brittany Spears (127 games)	2007-11
3. 252	Shelley Sheetz (127 games)	1991-95
4. 224	Mandy Nightingale (123 games)	1998-02
5. 203	Jenny Roulrier (123 games)	1998-02
6. 197	Kate Fagan (121 games)	1999-04
7. 149	Amy Palmer (131 games)	1992-96
8. 144	Jasmina Ilic (93 games)	2003-07
9. 109	Alexis Felts (122 games)	1994-98
10. 102	Brittany Wilson (101 games)	2010-
11. 97	Lexy Kresl (64 games)	2011-
12. 96	Annan Wilson (118 games)	1986-90
13. 87	Meagan Malcolm-Peck (119 games)	2009-13
14. 84	La Shena Graham (114 games)	1994-98
15. 75	Chucky Jeffery (125 games)	2009-13
16. 74	Sabrina Scott (121 games)	1999-03
17. 65	V. Johns-Richardson (109 games)	2001-05
18. 54	Yari Escalera (58 games)	2004-06
19. 52	Anna Nedovic (108 games)	2003-07
20. 51	Emily Waner (30 games)	2003-04

3-point FG percentage

(minimum 100 attempts)

1. .426	Erin Carson (49-115)	1984-88
2. .416	Annan Wilson (96-231)	1986-90
3. .407	Jenny Roulrier (203-499)	1998-02
4. .405	Kate Fagan (197-486)	1999-04
5. .392	Emily Waner (51-130)	2003-04
6. .389	Sabrina Scott (74-190)	1999-03
7. .389	Shelley Garcia (44-113)	1994-99
8. .381	Shelley Sheetz (252-661)	1991-95
9. .364	Mandy Nightingale (224-616)	1998-02
10. .364	Bianca Smith (257-707)	2006-10
11. .363	Alexis Felts (109-300)	1994-98
12. .353	Yari Escalera (54-153)	2004-06
13. .352	Whitney Law (38-105)	2003-06

14. .347	Amy Palmer (149-429)	1992-96
15. .339	Brittany Spears (237-699)	2007-11
16. 330	Jasmina Ilic (144-436)	2003-07
17. .327	V. Johns-Richardson (65-199)	2001-05
18. .317	La Shena Graham (84-265)	1994-98
19. .315	Linda Lappe (39-124)	1998-03
20. .310	Susie Powers (49-158)	2006-08

Free throws made

1. 586	Jackie McFarland (121 games)	2004-08
2. 494	Bridget Turner (120 games)	1985-89
3. 472	Tera Bjorklund (127 games)	2000-04
4. 425	Shelley Sheetz (127 games)	1991-95
5. 420	Mandy Nightingale (123 games)	1998-02
6. 396	Erin Scholz (132 games)	1993-97
7. 357	Julie Hoehing (124 games)	1980-84
8. 356	Brittany Spears (127 games)	2007-11
9. 343	Lisa Van Goor (115 games)	1980-85
10. 336	Jamillah Lang (113 games)	1990-94
11. 331	Chucky Jeffery (125 games)	2009-13
12. 327	Crystal Ford (121 games)	1985-89
13. 308	Erin Carson (112 games)	1984-88
14. 296	Linda Lappe (115 games)	1998-03
15. 270	Britt Hartshorn (122 games)	1998-02
16. 262	Tracy Tripp (121 games)	1985-89
17. 261	Gretchen DeWitte (119 games)	1985-89
18. 259	Sandy Bean (117 games)	1978-82
19. 243	Mindy Henry (109 games)	1989-93
20. 236	Raegan Scott (124 games)	1993-97

Free throw percentage

(minimum 100 attempts)

1. .861	Kate Fagan (161-187)	1999-04
2. .848	Shelley Sheetz (425-501)	1991-95
3. .839	Linda Lappe (296-353)	1998-03
4. .829	Bianca Smith (141-170)	2006-10
5. .825	Mandy Nightingale (420-509)	1998-02
6. .817	La Shena Graham (178-218)	1994-98
7. .816	Tracy Tripp (262-321)	1985-89
8. .815	Jenny Roulrier (150-184)	1998-02
9. .811	Erin Carson (308-380)	1984-88
10. .810	Debbie Descano (226-279)	1979-81
11. .804	Diane Hiemstra (160-199)	1981-84
12. .804	Missy Kraai (86-107)	1989-92
13. .803	Gretchen DeWitte (261-325)	1985-89
14. .800	Brittany Spears (356-445)	2007-11
15. .799	Amy Palmer (147-184)	1992-96
16. .794	Corky O'Rourke (131-165)	1978-81
17. .793	Jasmina Ilic (91-241)	2003-07
18. .790	Yari Escalera (79-100)	2004-06
19. .780	Crystal Ford (327-419)	1985-89
20. .779	Raegan Scott (236-303)	1993-97

Rebounds

1. 1145	Lisa Van Goor	1980-85
2. 1067	Erin Scholz	1993-97
3. 1048	Jackie McFarland	2004-08
4. 997	Brittany Spears	2007-11
5. 921	Chucky Jeffery	2009-13
6. 895	Sandy Bean	1978-82
7. 770	Sabrina Scott	1999-03
8. 725	Bridget Turner	1985-89
9. 724	Britt Hartshorn	1998-02
10. 723	Tera Bjorklund	2000-04
11. 701	Raegan Scott	1993-97
12. 691	Julie Hoehing	1980-84
13. 646	Randie Wirt	2000-04
14. 619	Jamillah Lang	1990-94
15. 587	Crystal Ford	1985-89
16. 561	LeaAnn Banks	1984-86
17. 560	Susan Horner	1977-79
18. 542	Mindy Henry	1989-93
19. 523	De Celle Thomas	1992-96
20. 521	Kara Richards	2004-09

Rebounding average

(minimum 20 games)

1. 12.3	Linda Gehrke	1977-78
2. 10.0	Lisa Van Goor	1980-85
3. 9.7	LeaAnn Banks	1984-86
4. 9.0	Susan Horner	1977-79
5. 8.7	Jackie McFarland	2004-08
6. 8.1	Erin Scholz	1993-97



INDIVIDUAL CAREER CHARTS

7.	7.9	Brittany Spears	2007-11
8.	7.6	Sandy Bean	1978-82
9.	7.4	Chucky Jeffery	2009-13
10.	6.5	Isabelle Fijalkowski	1994-95
11.	6.4	Gail Hook	1979-82
12.	6.4	Sabrina Scott	1999-03
13.	6.0	Bridget Turner	1985-89
14.	5.9	Britt Hartshorn	1998-02
15.	5.8	Debbie Descano	1979-81
16.	5.7	Tera Bjorklund	2000-04
17.	5.7	Cathy Lanky	1976-78
18.	5.7	Raegan Scott	1993-97
19.	5.6	Debbie Johnson	1989-91
20.	5.6	Julie Hoehing	1980-84

Assists

1.	617	Bridget Turner	1985-89
2.	514	Shelley Sheetz	1991-95
3.	483	Mandy Nightingale	1998-02
4.	481	Chucky Jeffery	2009-13
5.	443	Tracy Tripp	1985-89
6.	415	Laurie Welch	1978-82
7.	357	Kris Holwerda	1981-83,84-86
8.	356	Sandy Bean	1978-82
9.	352	La Shena Graham	1994-98
10.	344	Erin Scholz	1993-97
11.	342	Amy Palmer	1992-96
12.	338	Amy Mathern	1989-93
13.	319	Jenny Roulier	1998-02
14.	318	Linda Lappe	1998-03
15.	316	Stephanie Mack	1989-93
16.	301	De Celle Thomas	1992-96
17.	299	Sabrina Scott	1999-03
18.	274	Julie Hoehing	1980-84
19.	268	Annan Wilson	1986-90
20.	259	Diane Hiemstra	1981-84

Assists average (minimum 20 games)

1.	6.1	Ann Troyan	1979-80
2.	5.1	Bridget Turner	1985-89
3.	5.0	Barb Heit	1977-78
4.	4.0	Shelley Sheetz	1991-95
5.	3.9	Mandy Nightingale	1998-02
6.	3.8	Chucky Jeffery	2009-13
7.	3.8	Lori Mills	1983-84
8.	3.7	Tracy Tripp	1985-89
9.	3.6	Ellen Bain	1990-91
10.	3.2	Laurie Welch	1978-82
11.	3.1	La Shena Graham	1994-98
12.	3.0	Sandy Bean	1978-82
13.	3.0	Kris Holwerda	1981-83,84-86
14.	3.0	Alyssa Fressle	2008-10
15.	2.8	Amy Mathern	1989-93
16.	2.8	Stephanie Mack	1989-93
17.	2.8	Diane Hiemstra	1981-84
18.	2.8	Linda Lappe	1998-03
19.	2.7	Whitney Law	2003-06
20.	2.7	Susie Powers	2006-08

Blocked shots

1.	289	Lisa Van Goor	1980-85
2.	208	Britt Hartshorn	1998-02
3.	156	Brittany Spears	2007-11
4.	147	Raegan Scott	1993-97
5.	138	Jackie McFarland	2004-08
6.	125	Erin Scholz	1993-97
7.	124	Tera Bjorklund	2000-04
8.	91	Crystal Ford	1985-89
9.	84	Rachel Hargis	2010-
10.	78	Kara Richards	2004-09
10.	78	Mindy Henry	1989-93
12.	77	Debbie Johnson	1989-91
13.	71	Chucky Jeffery	2009-13
14.	68	Meagan Malcolm-Peck	2009-13
15.	63	Aija Putnina	2006-08
16.	62	Patty Slighter	1981-85
17.	59	Diane Hiemstra	1981-84
18.	50	Jenny Roulier	1998-02
19.	48	Kami Carmann	1997-01
19.	48	Randie Wirt	2000-04
19.	48	Laurie Welch	1978-82

Steals

1.	303	Laurie Welch	1978-82
2.	287	Shelley Sheetz	1991-95
3.	284	Bridget Turner	1985-89
4.	283	Chucky Jeffery	2009-13
5.	250	Sandy Bean	1978-82
6.	249	Amy Mathern	1989-93
7.	242	Annan Wilson	1986-90
8.	237	Brittany Spears	2007-11
9.	227	De Celle Thomas	1992-96
10.	190	Julie Hoehing	1980-84
11.	175	Mandy Nightingale	1998-02
12.	174	Tracy Tripp	1985-89
13.	166	Jenny Roulier	1998-02
14.	148	Jamillah Lang	1990-94
15.	145	Erin Scholz	1993-97
15.	145	La Shena Graham	1994-98
17.	141	Stephanie Mack	1989-93
17.	141	Kris Holwerda	1981-83,84-86
19.	139	Amy Palmer	1992-96
20.	132	Raegan Scott	1993-97

Steals average (minimum 20 games)

1.	3.5	Ann Troyan	1979-80
2.	2.4	Bridget Turner	1985-89
3.	2.3	Laurie Welch	1978-82
4.	2.3	Chucky Jeffery	2009-13
5.	2.3	Shelley Sheetz	1991-95
6.	2.1	Sandy Bean	1978-82
7.	2.1	Carol Walderman	1979-80
8.	2.1	Amy Mathern	1989-93
9.	2.1	Annan Wilson	1986-90
10.	1.9	Brittany Spears	2007-11
11.	1.8	De Celle Thomas	1992-96
12.	1.6	LeaAnn Banks	1984-86
13.	1.6	Betsy Bailey	1979-81
14.	1.6	Ellen Bain	1990-91
15.	1.5	Julie Hoehing	1980-84
16.	1.5	Lori Mills	1983-84
17.	1.5	Debbie Descano	1979-81
18.	1.4	Tracy Tripp	1985-89
19.	1.4	Mandy Nightingale	1998-02
20.	1.4	Chaquita Dilworth	1997-99

Games played

1.	132	Erin Scholz	1993-97
2.	131	Amy Palmer	1992-96
3.	129	Laurie Welch	1978-82
4.	128	Lauri Weathers	1993-97
5.	127	Brittany Spears	2007-11
5.	127	Shelley Sheetz	1991-95
5.	127	Tera Bjorklund	2000-04
8.	126	Randie Wirt	2000-04
9.	125	Chucky Jeffery	2009-13
9.	125	De Celle Thomas	1992-96
11.	124	Julie Hoehing	1980-84
11.	124	Raegan Scott	1993-97
13.	123	Bianca Smith	2006-10
13.	123	Jenny Roulier	1998-02
13.	123	Mandy Nightingale	1998-02
16.	122	Britt Hartshorn	1998-02
16.	122	Alexis Felts	1994-98
18.	121	Jackie McFarland	2004-08
18.	121	Tracy Tripp	1985-89
18.	121	Sabrina Scott	1999-03
18.	121	Kris Holwerda	1981-83,84-86
18.	121	Crystal Ford	1985-89
18.	121	Kate Fagan	1999-04

Games started

1.	127	Brittany Spears	2007-11
1.	127	Erin Scholz	1993-97
3.	126	Shelley Sheetz	1991-95
4.	117	Bridget Turner	1985-89
4.	117	Tracy Tripp	1985-89
6.	115	Amy Mathern	1989-93
7.	110	Laurie Welch	1978-82
8.	109	Mandy Nightingale	1998-02
9.	108	Chucky Jeffery	2009-13
9.	108	Lisa Van Goor	1980-85
11.	103	Crystal Ford	1985-89
12.	99	Jackie McFarland	2004-08



Briget Turner

13.	94	Britt Hartshorn	1998-02
14.	91	Sandy Bean	1978-82
14.	91	Jenny Roulier	1998-02
14.	91	Diane Hiemstra	1981-84
17.	88	La Shena Graham	1994-98
17.	88	De Celle Thomas	1992-96
19.	86	Sabrina Scott	1999-03
20.	85	Kara Richards	2004-09

Minutes

1.	4249	Shelley Sheetz	1991-95
2.	4202	Brittany Spears	2007-11
3.	3965	Chucky Jeffery	2009-13
4.	3963	Erin Scholz	1993-97
5.	3960	Tracy Tripp	1985-89
6.	3928	Jackie McFarland	2004-08
7.	3858	Bridget Turner	1985-89
8.	3853	Mandy Nightingale	1998-02
9.	3328	Sabrina Scott	1999-03
10.	3287	Diane Hiemstra	1981-84
11.	3245	Lisa Van Goor	1980-85
12.	3222	Amy Mathern	1989-93
13.	3181	Jenny Roulier	1998-02
14.	3155	Tera Bjorklund	2000-04
15.	3095	De Celle Thomas	1992-96
16.	3073	Crystal Ford	1985-89
17.	3069	Amy Palmer	1992-96
18.	2918	Julie Hoehing	1980-84
19.	2835	Britt Hartshorn	1998-02
20.	2803	Kris Holwerda	1981-83,84-86

Minutes average

1.	35.3	Diane Hiemstra	1981-84
2.	33.5	Shelley Sheetz	1991-95
3.	33.1	Brittany Spears	2007-11
4.	32.7	Tracy Tripp	1985-89
5.	32.5	Jackie McFarland	2004-08
6.	32.2	Bridget Turner	1985-89
7.	31.7	Chucky Jeffery	2009-13
8.	31.3	Mandy Nightingale	1998-02
9.	30.6	LeaAnn Banks	1984-86
10.	30.1	Ann Troyan	1979-80
11.	30.0	Erin Scholz	1993-97
12.	28.2	Lisa Van Goor	1980-85
13.	28.0	Whitney Law	2003-06
14.	27.6	Lori Mills	1983-84
15.	27.5	Sabrina Scott	1999-03
16.	27.1	Amy Mathern	1989-93
17.	26.8	Debbie Descano	1979-81
18.	26.7	Susie Powers	2006-08
19.	26.1	Debbie Johnson	1989-91
20.	25.9	Emily Waner	2003-04



INDIVIDUAL SEASON CHARTS

Points

1. 678	Lisa Van Goor (36 games)	1981-82
2. 652	Brittany Spears (34 games)	2010-11
3. 637	Jackie McFarland (34 games)	2007-08
4. 615	Jamillah Lang (32 games)	1993-94
5. 610	Lisa Van Goor (33 games)	1980-81
6. 592	Tera Bjorklund (32 games)	2002-03
7. 544	Erin Scholz (35 games)	1995-96
8. 542	Tera Bjorklund (30 games)	2003-04
9. 541	Chucky Jeffery (35 games)	2011-12
10. 533	Jackie McFarland (30 games)	2006-07
11. 531	Brittany Spears (30 games)	2009-10
12. 530	Brittany Spears (29 games)	2008-09
13. 516	Jackie McFarland (30 games)	2005-06
13. 516	Isabelle Fijalkowski (32 games)	1994-95
15. 493	Diane Hiemstra (28 games)	1983-84
16. 492	Lisa Van Goor (29 games)	1982-83
17. 486	Shelley Sheetz (31 games)	1992-93
18. 484	Diane Hiemstra (29 games)	1982-83
18. 484	Debbie Descano (29 games)	1979-80
20. 474	Bridget Turner (32 games)	1987-88

Scoring average (minimum 20 games)

1. 19.2	Jamillah Lang (32 games)	1993-94
2. 19.2	Brittany Spears (34 games)	2010-11
3. 18.7	Jackie McFarland (34 games)	2007-08
4. 18.8	Lisa Van Goor (36 games)	1981-82
5. 18.5	Tera Bjorklund (32 games)	2002-03
6. 18.5	Lisa Van Goor (33 games)	1980-81
7. 18.3	Brittany Spears (29 games)	2008-09
8. 18.1	Tera Bjorklund (30 games)	2003-04
9. 17.8	Jackie McFarland (30 games)	2006-07
10. 17.7	Brittany Spears (30 games)	2009-10
11. 17.6	Diane Hiemstra (28 games)	1983-84
12. 17.2	Jackie McFarland (30 games)	2005-06
13. 17.0	Lisa Van Goor (29 games)	1982-83
14. 16.9	Jeannie Raikes (26 games)	1976-77
15. 16.7	Diane Hiemstra (29 games)	1982-83
16. 16.7	Debbie Descano (29 games)	1979-80
17. 16.3	Tracy Tripp (28 games)	1986-87
18. 16.1	Isabelle Fijalkowski (32 games)	1994-95
19. 15.7	Shelley Sheetz (31 games)	1992-93
20. 15.5	Erin Scholz (35 games)	1995-96

Field goals made

1. 281	Lisa Van Goor (36 games)	1981-82
2. 266	Lisa Van Goor (33 games)	1980-81
3. 243	Jamillah Lang (32 games)	1993-94
4. 237	Brittany Spears (34 games)	2010-11
5. 229	Tera Bjorklund (32 games)	2002-03
6. 219	Diane Hiemstra (29 games)	1982-83
6. 219	Isabelle Fijalkowski (32 games)	1994-95
8. 211	Chucky Jeffery (35 games)	2011-12
8. 211	Tera Bjorklund (30 games)	2003-04
10. 209	Jackie McFarland (34 games)	2007-08
11. 208	Diane Hiemstra (28 games)	1983-84
12. 204	Jeannie Raikes (26 games)	1976-77
13. 202	Lisa Van Goor (29 games)	1982-83
14. 199	Brittany Spears (29 games)	2008-09
15. 197	Erin Scholz (35 games)	1995-96
16. 192	Linda Gehrke (32 games)	1977-78
17. 191	Corky O'Rourke (30 games)	1978-79
17. 191	Tracy Tripp (28 games)	1986-87
19. 189	Doni Fischer (32 games)	1977-78
19. 189	Jeannie Raikes (32 games)	1977-78

Field goal percentage (minimum 100 attempts)

1. .617	LeaAnn Banks (127-206)	1985-86
2. .610	Debbie Descano (177-290)	1980-81
3. .605	Jackie McFarland (181-299)	2006-07
4. .601	Mindy Henry (140-233)	1992-93
5. .595	Isabelle Fijalkowski (219-368)	1994-95
6. .591	Debbie Descano (178-301)	1979-80
7. .591	Sandy Bean (137-232)	1979-80
8. .588	Tera Bjorklund (211-359)	2003-04
9. .579	Kara Richards (70-121)	2006-07
10. .577	Kara Richards (153-265)	2008-09

11. .569	Jackie McFarland (209-367)	2007-08
12. .567	Sandy Bean (143-252)	1980-81
13. .551	Corky O'Rourke (118-214)	1979-80
14. .548	Britt Hartshorn (149-272)	2000-01
15. .547	Kris Holwerda (122-223)	1982-83
16. .545	Gretchen DeWitte (79-145)	1985-86
17. .544	Michell Irving (80-147)	1979-80
18. .543	LeaAnn Banks (145-267)	1984-85
19. .542	Lisa Van Goor (266-491)	1980-81
20. .539	Julie Hoehing (62-115)	1980-81

3-point field goals made

1. 82	Bianca Smith (30 games)	2009-10
2. 81	Brittany Spears (34 games)	2010-11
3. 80	Bianca Smith (34 games)	2007-08
4. 79	Kate Fagan (30 games)	2003-04
5. 71	Shelley Sheetz (31 games)	1992-93
5. 71	Jenny Roulier (34 games)	2001-02
7. 70	Kate Fagan (32 games)	2002-03
8. 68	Shelley Sheetz (32 games)	1993-94
9. 67	Mandy Nightingale (34 games)	2001-02
10. 64	Mandy Nightingale (31 games)	2000-01
11. 63	Lexy Kresl (35 games)	2011-12
11. 63	Bianca Smith (29 games)	2008-09
13. 59	Amy Palmer (33 games)	1994-95
13. 59	Jenny Roulier (31 games)	2000-01
15. 57	Brittany Spears (34 games)	2007-08
15. 57	Shelley Sheetz (31 games)	1991-92
17. 56	Shelley Sheetz (33 games)	1994-95
18. 55	Brittany Spears (30 games)	2009-10
18. 55	Jasmína Ilic (29 games)	2005-06
18. 55	Jenny Roulier (29 games)	1999-00

3-point FG percentage (minimum 50 attempts)

1. .488	Sabrina Scott (39-80)	2002-03
2. .476	Kate Fagan (39-82)	2001-02
3. .453	Annan Wilson (53-117)	1988-89
4. .450	Jenny Roulier (59-131)	2000-01
5. .447	Shelley Sheetz (71-159)	1992-93
6. .433	Jenny Roulier (71-164)	2001-02
7. .429	Kate Fagan (79-184)	2003-04
8. .418	Shelley Garcia (23-55)	1997-98
9. .412	Arielle Roberson (21-51)	2012-13
10. .409	Erin Carson (47-115)	1987-88
11. .404	Jenny Roulier (55-136)	1999-00
12. .403	Mandy Nightingale (64-159)	2000-01
13. .402	Alexis Felts (51-127)	1996-97
14. .402	Alexis Felts (51-127)	1997-98
15. .392	Emily Waner (51-130)	2003-04
16. .389	Veronica Johns-Richardson (35-90)	2004-05
17. .387	Kate Fagan (70-181)	2002-03
18. .384	Annan Wilson (43-112)	1989-90
19. .383	Mandy Nightingale (46-120)	1998-99
20. .382	Whitney Law (21-55)	2004-05

Free throws made

1. 203	Jackie McFarland (34 games)	2007-08
2. 161	Jackie McFarland (30 games)	2006-07
3. 154	Bridget Turner (31 games)	1988-89
4. 153	Bridget Turner (32 games)	1987-88
5. 150	Mandy Nightingale (31 games)	2000-01
6. 148	Erin Scholz (35 games)	1995-96
7. 147	Jackie McFarland (30 games)	2005-06
8. 134	Tera Bjorklund (32 games)	2002-03
9. 128	Debbie Descano (29 games)	1979-80
10. 123	Shelley Sheetz (31 games)	1992-93
11. 120	Tera Bjorklund (30 games)	2003-04
12. 119	Mandy Nightingale (34 games)	2001-02
13. 118	Mandy Nightingale (29 games)	1999-00
14. 116	Lisa Van Goor (36 games)	1981-82
15. 115	Tera Bjorklund (34 games)	2001-02
16. 114	Crystal Ford (32 games)	1987-88
17. 113	Gretchen DeWitte (28 games)	1986-87
17. 113	Julie Hoehing (28 games)	1983-84
19. 112	Shelley Sheetz (31 games)	1991-92
20. 110	Jamillah Lang (32 games)	1993-94



Kate Fagan

Free throw percentage (minimum 50 attempts)

1. .954	Kate Fagan (62-65)	2002-03
2. .898	Jenny Roulier (53-59)	2001-02
3. .896	Shelley Sheetz (103-115)	1994-95
4. .889	Betsy Bailey (48-54)	1979-80
5. .887	Bianca Smith (63-71)	2009-10
5. .887	Kate Fagan (63-71)	2003-04
7. .885	Shelley Sheetz (123-139)	1992-93
8. .882	Gretchen Dewitte (60-68)	1988-89
9. .875	Mandy Nightingale (119-136)	2001-02
10. .865	Jasmína Ilic (77-89)	2006-07
11. .864	Tracy Tripp (51-59)	1988-89
12. .859	Linda Lappe (85-99)	2000-01
13. .855	Erin Carson (65-76)	1986-87
14. .855	La Shena Graham (59-69)	1997-98
15. .852	Amy Palmer (52-61)	1995-96
16. .849	Tracy Tripp (79-93)	1987-88
17. .847	Mandy Nightingale (150-177)	2000-01
18. .843	Linda Lappe (86-102)	2002-03
19. .839	Jenny Roulier (52-62)	1999-00
20. .837	Brittany Spears (108-129)	2009-10

Rebounds

1. 392	Linda Gehrke	1977-78
2. 365	Lisa Van Goor	1981-82
3. 363	Lisa Van Goor	1980-81
4. 329	Cathy Lanky	1977-78
5. 325	Jackie McFarland	2006-07
6. 300	Susan Horner	1977-78
7. 299	Lisa Van Goor	1982-83
8. 293	LeaAnn Banks	1985-86
9. 280	Chucky Jeffery	2011-12
10. 279	Jackie McFarland	2007-08
10. 279	Erin Scholz	1995-96
12. 278	Erin Scholz	1993-94
13. 277	Brittany Spears	2010-11
13. 277	Jackie McFarland	2005-06
15. 276	Raegan Scott	1996-97
16. 274	Gail Hook	1981-82
17. 268	LeaAnn Banks	1984-85
18. 266	Erin Scholz	1994-95
19. 260	Susan Horner	1978-79
20. 259	Brittany Spears	2007-08



INDIVIDUAL SEASON CHARTS

Rebounding average

(minimum 20 games)

1.	12.3	Linda Gehrke (32 games)	1977-78
2.	11.0	Lisa Van Goor (33 games)	1980-81
3.	10.8	Jackie McFarland (30 games)	2006-07
4.	10.3	Lisa Van Goor (29 games)	1982-83
5.	10.3	Cathy Lanky (32 games)	1977-78
6.	10.1	Lisa Van Goor (36 games)	1981-82
7.	9.8	LeaAnn Banks (30 games)	1985-86
8.	9.6	LeaAnn Banks (28 games)	1984-85
9.	9.4	Susan Horner (32 games)	1977-78
10.	9.2	Jackie McFarland (30 games)	2005-06
11.	8.7	Erin Scholz (32 games)	1993-94
12.	8.7	Susan Horner (30 games)	1978-79
13.	8.6	Raegan Scott (32 games)	1996-97
14.	8.2	Jackie McFarland (34 games)	2007-08
15.	8.2	Chucky Jeffery (31 games)	2012-13
16.	8.2	Sandy Bean (25 games)	1978-79
17.	8.1	Brittany Spears (34 games)	2010-11
18.	8.1	Erin Scholz (33 games)	1994-95
19.	8.0	Chucky Jeffery (35 games)	2011-12
20.	8.0	Sabrina Scott (29 games)	1999-00

Assists

1.	177	Ann Troyan	1979-80
2.	167	Bridget Turner	1985-86
3.	166	Bridget Turner	1987-88
4.	161	Mandy Nightingale	2001-02
5.	160	Laurie Welch	1981-82
6.	154	Kris Holwerda	1982-83
7.	147	Bridget Turner	1988-89
8.	142	Shelley Sheetz	1991-92
9.	139	La Shena Graham	1997-98
10.	137	Bridget Turner	1986-87
11.	133	Chucky Jeffery	2011-12
12.	132	Shelley Sheetz	1994-95
12.	132	Tracy Tripp	1988-89
14.	131	Annan Wilson	1989-90
15.	128	Chucky Jeffery	2010-11
15.	128	Shelley Sheetz	1993-94
17.	126	Amy Palmer	1993-94
17.	126	Tracy Tripp	1987-88
19.	124	Mandy Nightingale	1999-00
20.	123	Chucky Jeffery	2012-13
20.	123	Sandy Bean	1980-81

Assists average

(minimum 20 games)

1.	6.1	Ann Troyan (29 games)	1979-80
2.	5.6	Bridget Turner (30 games)	1985-86
3.	5.3	Kris Holwerda (29 games)	1982-83
4.	5.2	Bridget Turner (32 games)	1987-88
5.	5.1	La Shena Graham (27 games)	1997-98
6.	5.1	Bridget Turner (27 games)	1986-87
7.	5.0	Barb Heit (21 games)	1977-78
8.	4.7	Bridget Turner (31 games)	1988-89
9.	4.7	Mandy Nightingale (34 games)	2001-02
10.	4.7	Annan Wilson (28 games)	1989-90
11.	4.6	Shelley Sheetz (31 games)	1991-92
12.	4.4	Laurie Welch (36 games)	1981-82
13.	4.3	Mandy Nightingale (29 games)	1999-00
14.	4.3	Chucky Jeffery (34 games)	2010-11
15.	4.3	Tracy Tripp (31 games)	1988-89
16.	4.0	Shelley Sheetz (33 games)	1994-95
17.	4.0	Shelley Sheetz (32 games)	1993-94
18.	4.0	Chucky Jeffery (31 games)	2012-13
19.	3.9	Amy Palmer (32 games)	1993-94
20.	3.9	Tracy Tripp (32 games)	1987-88

Blocked shots

1.	100	Lisa Van Goor	1980-81
2.	82	Lisa Van Goor	1982-83
3.	76	Lisa Van Goor	1981-82
4.	69	Britt Hartshorn	2000-01
5.	61	Raegan Scott	1995-96
6.	56	Britt Hartshorn	1999-00
7.	52	Brittany Spears	2007-08
7.	52	Erin Scholz	1993-94
9.	46	Raegan Scott	1996-97
9.	46	Britt Hartshorn	2001-02

9.	46	Tera Bjorklund	2002-03
12.	44	Aija Putnina	2007-08
13.	42	Debbie Johnson	1989-90
14.	41	Jackie McFarland	2005-06
14.	41	Patty Slighter	1983-84
16.	40	Brittany Spears	2010-11
17.	38	Jackie McFarland	2007-08
17.	38	Isabelle Fijalkowski	1994-95
19.	37	Britt Hartshorn	1998-99
19.	37	Tera Bjorklund	2001-02

Blocked shots average

(minimum 20 games)

1.	3.0	Lisa Van Goor (33 games)	1980-81
2.	2.8	Lisa Van Goor (29 games)	1982-83
3.	2.2	Britt Hartshorn (31 games)	2000-01
4.	2.1	Lisa Van Goor (36 games)	1981-82
5.	2.0	Britt Hartshorn (28 games)	1999-00
6.	1.7	Raegan Scott (35 games)	1995-96
7.	1.6	Erin Scholz (32 games)	1993-94
8.	1.5	Brittany Spears (34 games)	2007-08
9.	1.5	Debbie Johnson (28 games)	1989-90
10.	1.5	Patty Slighter (28 games)	1983-84
11.	1.4	Raegan Scott (32 games)	1996-97
12.	1.4	Tera Bjorklund (32 games)	2002-03
13.	1.4	Jackie McFarland (30 games)	2005-06
14.	1.4	Britt Hartshorn (34 games)	2001-02
15.	1.3	Aija Putnina (34 games)	2007-08
16.	1.3	Britt Hartshorn (29 games)	1998-99
17.	1.2	Debbie Johnson (29 games)	1990-91
18.	1.2	Isabelle Fijalkowski (32 games)	1994-95
19.	1.2	Brittany Spears (34 games)	2010-11
19.	1.2	Jackie McFarland (30 games)	2006-07

Steals

1.	120	Laurie Welch	1981-82
2.	101	Ann Troyan	1979-80
3.	91	Annan Wilson	1989-90
3.	91	Bridget Turner	1987-88
5.	84	Annan Wilson	1988-89
6.	83	Shelley Sheetz	1993-94
7.	82	Chucky Jeffery	2011-12
8.	76	Chucky Jeffery	2010-11
9.	75	Bridget Turner	1985-86
9.	75	Amy Mathern	1992-93
11.	74	Sandy Bean	1980-81
11.	74	Sandy Bean	1979-80
11.	74	Shelley Sheetz	1991-92
14.	73	De Celle Thomas	1995-96
15.	67	Chucky Jeffery	2012-13
15.	67	Amy Mathern	1991-92
15.	67	Kris Holwerda	1982-83
15.	67	Laurie Welch	1980-81
19.	66	Shelley Sheetz	1992-93
20.	64	Brittany Spears	2009-10
20.	64	Bridget Turner	1988-89
20.	64	Shelley Sheetz	1994-95
20.	64	Amy Mathern	1990-91

Steals average

(minimum 20 games)

1.	3.5	Ann Troyan (29 games)	1979-80
2.	3.3	Laurie Welch (36 games)	1981-82
3.	3.3	Annan Wilson (28 games)	1989-90
4.	2.8	Bridget Turner (32 games)	1987-88
5.	2.7	Annan Wilson (31 games)	1988-89
6.	2.6	Shelley Sheetz (32 games)	1993-94
7.	2.6	Sandy Bean (29 games)	1979-80
8.	2.5	Chucky Jeffery (30 games)	2010-11
9.	2.5	Bridget Turner (30 games)	1985-86
10.	2.4	Amy Mathern (31 games)	1992-93
11.	2.4	Shelley Sheetz (31 games)	1991-92
12.	2.3	Chucky Jeffery (35 games)	2011-12
13.	2.3	Kris Holwerda (29 games)	1982-83
14.	2.2	Sandy Bean (33 games)	1980-81
15.	2.2	Amy Mathern (29 games)	1990-91
16.	2.2	Chucky Jeffery (31 games)	2012-13
16.	2.2	Amy Mathern (31 games)	1991-92
18.	2.1	Carol Walderman (22 games)	1979-80
19.	2.1	Brittany Spears (30 games)	2009-10
20.	2.1	Shelley Sheetz (31 games)	1992-93

Minutes

1.	1219	Jackie McFarland	2007-08
2.	1181	Diane Hiemstra	1981-82
3.	1169	Shelley Sheetz	1993-94
4.	1161	Chucky Jeffery	2011-12
5.	1141	Erin Scholz	1995-96
6.	1139	Mandy Nightingale	2001-02
7.	1118	Brittany Spears	2007-08
8.	1096	Amy Palmer	1993-94
9.	1093	Brittany Spears	2010-11
10.	1091	Jackie McFarland	2006-07
11.	1077	Erin Scholz	1996-97
12.	1074	Lisa Van Goor	1981-82
12.	1074	Laurie Welch	1981-82
14.	1066	Mandy Nightingale	1999-00
15.	1064	Sabrina Scott	2002-03
15.	1064	Diane Hiemstra	1983-84
17.	1063	De Celle Thomas	1995-96
18.	1056	Bridget Turner	1987-88
19.	1055	Shelley Sheetz	1991-92
20.	1048	Tracy Tripp	1987-88

Minutes average

1.	38	Diane Hiemstra (28 games)	1983-84
2.	37	Mandy Nightingale (29 games)	1999-00
3.	37	Shelley Sheetz (32 games)	1993-94
4.	36	Jackie McFarland (30 games)	2006-07
5.	36	Diane Hiemstra (29 games)	1982-83
6.	36	Jackie McFarland (34 games)	2007-08
7.	35	Brittany Spears (29 games)	2008-09
8.	35	Kate Fagan (30 games)	2003-04
9.	34	Amy Palmer (32 games)	1993-94
10.	34	Tracy Tripp (28 games)	1986-87
11.	34	Shelley Sheetz (31 games)	1991-92
12.	34	Jackie McFarland (30 games)	2005-06
13.	34	Tera Bjorklund (30 games)	2003-04
14.	34	Erin Scholz (32 games)	1996-97
15.	34	Mandy Nightingale (34 games)	2001-02
16.	33	Sabrina Scott (32 games)	2002-03
17.	33	Chucky Jeffery (35 games)	2011-12
18.	33	Bridget Turner (30 games)	1985-86
19.	33	Jenny Roulier (29 games)	1999-00
20.	33	Bridget Turner (32 games)	1987-88



Ann Troyan



SINGLE SEASON TEAM RECORDS

Wins

Most Wins/Season

1.	30	1994-95
2.	28	1980-81
2.	28	1981-82
4.	27	1988-89
4.	27	1992-93
4.	27	1993-94
7.	26	1995-96
8.	25	2012-13
9.	24	2001-02
9.	24	2002-03

Fewest Wins/Season: 2, 1975

Longest Winning Streak

1.	25	1994-95
2.	20	1988-89
3.	15	1992-93
4.	14	1991-92
5.	12	2011-12
5.	12	1980-81
5.	12	1981-82
8.	11	2007-08
8.	11	2012-13
10.	10	2012-13

Longest Conference Win Streak:

23, Feb. 4, 1993 – Jan. 7, 1996

Longest Win Streak to Start a Season:

15, Dec. 1, 1992 – Jan. 16, 1993

Longest Losing Streak:

11, Jan. 22, 2005 – Feb. 26, 2005

Longest Conference Losing Streak:

11, Jan. 22, 2005 – Feb. 26, 2005

Highest Winning Percentage

1.	.909 (30-3)	1994-95
2.	.871 (27-4)	1988-89
2.	.871 (27-4)	1992-93
3.	.848 (28-5)	1980-81
4.	.843 (27-5)	1993-94
5.	.781 (25-7)	2012-13

Lowest Winning Percentage:

.154 (2-11), 1975

Games

Games Played

1.	36 (28-8)	1981-82
2.	35 (21-14)	2011-12
2.	35 (26-9)	1995-96
4.	34 (18-16)	2010-11
4.	34 (19-15)	2007-08
4.	34 (24-10)	2001-02
7.	33 (28-5)	1980-81
7.	33 (30-3)	1994-95
9.	32 (18-14)	1977-78
9.	32 (21-11)	1987-88
9.	32 (27-5)	1993-94
9.	32 (23-9)	1996-97
9.	32 (24-8)	2002-03
9.	32 (25-7)	2012-13

Fewest Games: 13 (2-11), 1975

Points

Most Points

1.	2,793	1981-82
2.	2,770	1980-81
3.	2,588	1978-79
3.	2,588	2001-02
4.	2,549	1979-80
5.	2,547	1994-95
6.	2,439	1987-88
7.	2,404	1993-94
8.	2,397	2000-01
9.	2,381	1995-96
10.	2,358	1988-89

Fewest Points:

(minimum 20 games)

1,215, 1975-76

Scoring

Highest Scoring Average

1.	87.9	1979-80 (2549)
2.	83.9	1980-81 (2770)
3.	83.5	1978-79 (2588)
4.	77.6	1981-82 (2793)
5.	77.3	1982-83 (2243)
5.	77.3	2000-01 (2397)
6.	77.1	1994-95 (2547)
7.	76.2	1987-88 (2439)
8.	76.1	1988-89 (2358)
8.	76.1	2001-02 (2588)
9.	75.1	1993-94 (2404)
10.	74.3	1992-93 (2302)

Lowest Scoring Average:

(minimum 20 games)

60.7, 2011-12

Highest Scoring Margin

1.	+24.2	1980-81
2.	+19.3	1994-95
3.	+17.0	1992-93
4.	+16.1	1981-82
5.	+14.9	1979-80
6.	+13.9	1993-94
6.	+13.9	2001-02
7.	+11.5	1978-79
8.	+11.3	1991-92
9.	+11.1	1988-89
10.	+10.5	2012-13

Lowest Scoring Margin:

(minimum 20 games) -9.7,

1983-84

Lowest Opponent Scoring Average/Season

1.	54.5	2012-13 (1744)
2.	56.8	1996-97 (1817)
3.	57.3	1992-93 (1775)
4.	57.8	1994-95 (1908)
5.	58.3	2002-03 (1866)
6.	58.4	2011-12 (2043)
7.	58.7	1991-92 (1821)
8.	59.7	1980-81 (1970)
9.	59.8	1975-76 (1195)
10.	61.2	1993-94 (1958)

Highest Opponent Scoring Average/Season:

77.6, 1983-84

Field Goals

Field Goals Made

1.	1166	1980-81
2.	1100	1981-82
3.	1047	1978-79
4.	1002	1979-80
5.	977	1977-78
6.	949	1994-95
7.	930	2001-02
8.	896	1982-83
8.	896	1987-88
9.	883	1993-94
10.	873	1988-89

Fewest Field Goals Made:

(minimum 20 games) 507,

1975-76

Field Goal Percentage

1.	.552	1977-78
2.	.528	1976-77
3.	.525	1980-81
4.	.477	1982-83
5.	.476	1985-86
6.	.469	1986-87
7.	.464	1981-82
8.	.463	1988-89
9.	.457	1987-88
10.	.456	1992-93
10.	.456	2001-02

Lowest Field Goal Percentage:

(minimum 20 games) .394, 2012-13

Field Goal Pct. Defense (Opp. FG%)

1.	.350	2012-13
2.	.358	1980-81
3.	.372	2011-12
4.	.375	1981-82
5.	.384	2001-02
6.	.388	2007-08
7.	.389	1994-95
8.	.390	2002-03
9.	.391	1996-97
10.	.394	2010-11

Highest Opponent Field Goal Pct:

.474, 1983-84

3-Point Field Goals

3-Pointers Made

1.	236	2007-08
2.	229	2009-10
3.	219	2010-11
4.	196	2001-02
5.	182	2011-12
6.	175	2003-04
7.	158	2002-03
8.	154	2000-01
9.	151	2008-09
10.	144	2004-05

Fewest 3-Pointers Made:

2, 1986-87

3-Point Percentage (minimum 100 attempts)

1.	.408	1988-89 (58-142)
2.	.391	2001-02 (196-501)
3.	.385	1992-93 (85-221)
3.	.385	2000-01 (154-400)
4.	.371	1996-97 (135-364)
5.	.370	2002-03 (158-427)
6.	.367	1987-88 (51-139)
7.	.365	2003-04 (175-480)
8.	.349	1997-98 (139-398)
9.	.344	2009-10 (229-665)
10.	.343	1993-94 (127-370)

Lowest 3-Point Percentage:

.260, 1990-91 (44-169)

Free Throws

Free Throws Made

1.	594	1981-92
1.	594	1987-88
2.	593	2000-01
3.	554	1988-89
4.	545	1979-80
5.	543	1995-96
6.	532	2001-02
7.	517	1986-87
8.	516	1992-93
9.	511	1993-94
10.	504	1994-95

Fewest Free Throws Made:

201, 1975-76

Free Throw Percentage

1.	.774	2000-01 (593-766)
2.	.764	2001-02 (532-696)
3.	.761	2009-10 (360-473)
4.	.758	1986-87 (517-682)
5.	.754	2007-08 (475-630)
6.	.752	2002-03 (456-606)
7.	.751	1979-80 (545-726)
8.	.750	1988-89 (554-739)
9.	.743	2003-04 (404-544)
10.	.740	2005-06 (490-662)

Lowest Free Throw Percentage:

.460, 1975-76 (201-437)

Rebounds

Total Rebounds

1.	1760	1981-82
2.	1636	1977-78
3.	1616	1980-81
4.	1440	1978-79
5.	1402	2011-12
6.	1380	2012-13
7.	1368	1993-94
7.	1368	1994-95
9.	1349	1995-96
10.	1314	2001-02

Fewest Rebounds: 956, 2008-09

Rebound Average

1.	51.1	1977-78
2.	48.9	1980-81
2.	48.9	1981-82
4.	46.4	1978-79
5.	45.1	1982-83
6.	43.1	2012-13
7.	42.8	1993-94
8.	42.7	1979-80
9.	41.4	1994-95
10.	40.1	2011-12

Lowest Rebound Average:

33.0, 2008-09

Rebound Margin

1.	+14.8	1980-81
2.	+11.3	1981-82
3.	+8.8	2012-13
4.	+7.4	1994-95
5.	+5.7	2011-12
6.	+5.5	1993-94
7.	+5.3	1978-79
8.	+4.7	1979-80
9.	+3.9	1982-83
10.	+3.7	1991-92

Lowest Rebound Margin:

-5.7, 1983-84, 2008-09

Assists

Total Assists

1.	739	1978-79
2.	721	1980-81
3.	648	2001-02
4.	623	1981-82
5.	600	1994-95
6.	558	1995-96
7.	557	1982-83

8.	553	2000-01
9.	533	1993-94
10.	521	1979-80

Fewest Team Assists:

337, 2008-09

Assist Average

1.	21.8	1980-81
2.	19.2	1982-83
3.	19.1	2001-02
4.	18.1	1994-95
5.	17.9	1979-80
6.	17.8	2000-01
7.	17.5	1998-99
8.	17.3	1981-82
9.	17.1	1990-91
10.	16.6	1993-94
10.	16.6	1997-98

Lowest Assist Average:

11.1, 2011-12

Blocked Shots

Total Blocks

1.	185	2007-08
2.	162	2000-01
3.	161	1980-81
4.	143	1981-82
5.	136	1982-83
6.	133	2012-13
7.	129	2001-02
8.	116	1998-99
9.	115	2009-10
10.	113	1993-94

Fewest Team Blocks:

41, 1988-89

Steals

Total Steals

1.	462	1979-80
2.	385	1981-82
3.	370	1992-93
4.	357	1980-81
5.	357	1994-95
6.	355	1990-91
7.	354	1987-88</



MISCELLANEOUS TEAM RECORDS

Most Points by CU

RANK	POINTS	OPPONENT	DATE
1.	134	Fort Carson	12/16/80
2.	129	N. Arizona	1/21/80
3.	116	Idaho State	2/13/82
4.	114	St. Francis (Pa.)	11/28/94
5.	112	at N. Arizona	2/14/80
	112	Colorado State	11/16/79
7.	109	Brigham Young	1/29/82
	109	Utah State	3/1/80
	109	Texas-El Paso	2/10/79
10.	108	Pacific Christian	11/18/81
	108	at New Mexico St.	2/7/80

Fewest Points By CU

RANK	POINTS	OPPONENT	DATE
1.	32	at Texas	1/17/09
2.	36	at Kansas State	1/11/03
	36	at UNLV	1/13/78
	36	Arizona	2/24/75
5.	37	Northern Colo.	1/28/75
6.	38	at New Mexico	1/25/75
7.	39	at Utah	1/28/77
	39	at New Mexico St.	1/27/75
9.	40	at Seton Hall	12/9/08
	40	at Baylor	2/22/06
	40	at Texas Tech	1/17/98
	40	at Texas	2/23/05
40	Stanford	1/14/13	

Largest Margin of Victory

RANK	POINTS	OPPONENT	DATE
1.	101	Fort Carson	12/16/80
2.	82	N. Arizona	1/21/80
3.	73	Utah State	12/13/86
4.	70	New Mexico	12/31/91
5.	67	Texas-El Paso	2/10/79
6.	65	Pacific Christian	11/18/81
7.	64	Colorado State	11/16/79
8.	63	Utah State	1/28/81
9.	62	St. Francis (Pa.)	11/28/94
10.	61	Idaho State	2/13/82

Largest Margin of Defeat

RANK	POINTS	OPPONENT	DATE
1.	73	UNLV	1/9/76
2.	67	at UNLV	1/13/78
3.	62	at Missouri	3/6/84
4.	48	New S. Wales	12/10/76
5.	46	at Baylor	2/22/06
	46	Texas Tech	1/15/05
7.	43	at Texas	2/23/05
8.	42	at Missouri	2/1/84
9.	41	at Nebraska	1/6/99
10.	40	at Texas Tech	1/17/98
40	at Illinois	1/4/98	

Most First Half Points By CU

RANK	POINTS	OPPONENT	DATE
1.	68	Fort Carson	12/16/80
2.	66	N. Arizona	1/21/80
3.	63	Colorado State	11/16/79
4.	61	Sam Houston	12/14/00
5.	60	at N. Arizona	2/14/80
6.	58	Cal State-Fullerton	11/18/05
	58	St. Francis (Pa.)	11/28/94
	58	vs. Texas Christian	12/7/93
9.	57	Idaho State	2/13/82
10.	56	Brigham Young	1/29/82

Fewest First Half Points By CU

RANK	POINTS	OPPONENT	DATE
1.	9	at Arizona State	1/19/13
2.	12	at Texas	1/17/09
3.	13	at Seton Hall	12/9/08
4.	14	Stanford	1/4/13
	14	at Pacific	12/18/04
	14	at Missouri	3/6/84
7.	15	Stanford	1/14/12
	15	at Baylor	2/6/10
	15	at Kansas State	1/11/03
15	vs. Texas A&M	3/7/07	

Largest Halftime Lead For CU

RANK	POINTS	OPPONENT	DATE
1.	44	Bowling Green	11/23/01
2.	42	vs Southern Utah	12/19/09
	42	Colorado State	11/16/79
4.	38	UC-Irvine	12/30/94
	38	vs. Kansas State	3/7/92
	38	New Mexico	12/31/91
7.	37	Sam Houston	12/14/00
	37	Utah State	12/13/86
9.	36	Long Beach St.	12/19/94
36	St. Francis (Pa.)	11/28/94	

Largest Halftime Deficit For CU

RANK	POINTS	OPPONENT	DATE
1.	40	Missouri	3/6/84
2.	37	Utah	12/5/83
3.	33	at Arizona State	1/19/12
4.	30	at Seton Hall	12/9/08
5.	29	at Kansas State	1/14/06
6.	28	at Texas A&M	1/8/11
7.	27	at Oklahoma State	1/14/09
	27	Minnesota	11/23/03
9.	26	at Texas	2/23/05
26	Stanford	1/2/00	

Most Second Half Points For CU

RANK	POINTS	OPPONENT	DATE
1.	66	Fort Carson	12/16/80
2.	65	N. Arizona	12/18/93
3.	63	N. Arizona	1/21/80
4.	62	Weber State	2/23/80
5.	60	at New Mexico St.	2/7/80
6.	59	at Oklahoma	2/27/88
	59	Idaho State	2/13/82
8.	58	Adams State	11/23/85
	58	Pacific Christian	11/18/81
	58	Utah State	1/28/81
	58	at New Mexico St.	2/16/80
	58	Texas-El Paso	2/10/79

Fewest Second Half points Scored By CU

RANK	POINTS	OPPONENT	DATE
1.	10	at Texas Tech	1/17/98
2.	15	vs. Texas	3/13/03
3.	16	at Nebraska	1/6/99
4.	17	at Iowa State	2/19/11
	17	at Iowa State	3/6/10
	17	at Kansas State	3/1/00
	17	UNLV	1/12/84
8.	18	at Texas Tech	1/26/08
	18	at Texas	2/23/05
	18	at Texas A&M	2/8/03
	18	at Colorado State	1/10/84
	18	vs. Texas	1/7/82
	18	vs. California	1/12/12
	18	at California	2/25/12

Most Points Scored By A CU Opponent

RANK	POINTS	OPPONENT	DATE
1.	121	UNLV	1/9/76
2.	113	at Missouri	3/6/84
3.	106	at Stanford	12/9/88
	106	at Kansas State	12/6/79
5.	105	at Missouri	2/1/84
6.	103	at Iowa State	2/2/05
	103	at Long Beach St.	3/19/88
	103	at UNLV	1/13/78
	103	New S. Wales	12/10/76
9.	102	vs. Oklahoma	3/8/01

Fewest Points Scored By A CU Opponent

RANK	POINTS	OPPONENT	DATE
1.	22	New Mexico	12/31/91
2.	27	vs. Kansas State	3/7/92
	27	Utah State	12/13/86
4.	29	Texas Southern	12/14/07
	29	Iowa State	2/19/93
6.	32	Valparaiso	11/25/11
7.	33	Kansas State	1/8/93
8.	34	Loyola Chicago	11/27/10
	34	SW Missouri St.	3/17/95
10.	35	Texas State	12/1/10
	35	Kansas	1/16/02
	35	vs. Temple	1/2/93
35	vs. Peru State	12/28/77	

Most First Half Points By A CU Opponent

RANK	POINTS	OPPONENT	DATE
1.	61	at Utah	12/5/83
2.	56	at Kansas State	1/14/06
	56	vs. Kansas	1/18/80
4.	54	at Missouri	3/6/84
5.	53	at Long Beach St.	3/19/88
6.	52	at Nebraska	1/6/99
	52	at Brigham Young	3/2/79
	52	Weber State	2/17/79
9.	50	at Oklahoma	1/7/06
	50	at Stanford	12/9/88
	50	at Missouri	2/2/85
	50	vs. Kansas State	3/11/83
	50	Utah State	2/16/79

Fewest First Half Points By A CU Opponent

RANK	POINTS	OPPONENT	DATE
1.	8	vs. Kansas State	3/7/92
2.	10	at Wyoming	12/9/98
10	New Mexico	12/31/91	

4.	11	vs. Southern Utah	12/19/09
11	SW Missouri St.	3/17/95	
6.	12	Texas State	12/1/10
12	Wyoming	12/28/03	
12	Kansas State	2/23/02	
12	Kansas	1/29/02	
12	vs. Iowa State	3/5/97	
12	N. Arizona	2/7/81	

Most 2nd Half Points Scored By An Opponent

RANK	POINTS	OPPONENT	DATE
1.	69	vs. Oklahoma State	3/6/89
2.	60	Southern Calif.	12/21/02
	60	at Kansas State	12/6/79
	60	vs. Weber State	3/10/79
5.	59	vs. Drexel	12/27/93
	59	at Missouri	3/6/84
7.	58	at Missouri	2/1/84
	58	at Weber State	2/9/80
9.	57	vs. Oklahoma	3/25/02
	57	at Missouri	1/17/83

Fewest 2nd Half Points Scored By An Opponent

RANK	POINTS	OPPONENT	DATE
1.	12	New Mexico	12/31/91
2.	13	Texas Southern	12/14/07
	13	Iowa State	2/19/93
	13	Utah State	1/28/81
5.	15	Idaho State	1/31/81
6.	17	Arizona State	1/18/13
	17	vs. Evansville	12/7/02
	17	Colorado College	11/20/81
8.	18	at USC	2/3/13
	18	New Mexico	12/29/12
	18	Loyola Chicago	11/27/10
	18	Notre Dame	11/15/03
	18	Missouri	2/22/03
	18	Texas A&M	1/18/00
	18	Oklahoma	2/12/97
	18	vs. Oklahoma City	1/9/82



Colorado held all 32 of its opponents under 70 points in 2012-13, a school first.



SINGLE-GAME BESTS

Points Scored (30 or more)

- 38 Tracy Tripp at Oklahoma State, Feb. 4, 1987
- 38 Susan Horner vs. Weber State (AIAW) at Tucson, Ariz., Mar. 10, 1979
- 36 Brittany Spears vs. USC (WNIT), Mar. 27, 2011
- 36 Brittany Spears vs. UMass, Nov. 28, 2008
- 36 Jasmina Ilic vs. Nebraska, Jan. 4, 2006
- 35 Jenny Roulier at Baylor, Feb. 23, 2000
- 35 Isabelle Fijalkowski vs. Georgia (NCAA) at Des Moines, Mar. 25, 1995
- 34 Brittany Spears at Missouri, Feb. 23, 2010
- 34 Jasmina Ilic vs. Cal State-Fullerton, Nov. 18, 2005
- 34 Jackie McFarland vs. Cal State-Fullerton, Nov. 18, 2005
- 34 Tera Bjorklund vs. North Carolina (NCAA), Mar. 24, 2003
- 34 Debbie Johnson vs. Oklahoma State, Feb. 25, 1990
- 33 Brittany Spears vs. California (WNIT), Mar. 21, 2011
- 33 Tera Bjorklund vs. Harvard, Nov. 22, 2003
- 33 Lisa Van Goor vs. Utah State, Jan. 11, 1983
- 33 Jean Raikes vs. Northern State, Dec. 29, 1977
- 33 Jean Raikes vs. Temple Junior College, Nov. 20, 1976
- 32 Jackie McFarland vs. Villanova (WNIT), Mar. 27, 2008
- 32 Jackie McFarland vs. Texas Tech, Mar. 6, 2007
- 32 Tera Bjorklund vs. Nebraska, Feb. 4, 2004
- 32 Tera Bjorklund vs. Oklahoma (Big 12) in Dallas, Mar. 12, 2003
- 32 Jamillah Lang vs. Nebraska (Big 8), Mar. 6, 1994
- 32 Jamillah Lang vs. Southern Illinois (NCAA), Mar. 18, 1992
- 32 Tracy Tripp at Kansas State, Feb. 11, 1987
- 32 Lisa Van Goor vs. Arizona State, Nov. 19, 1983
- 32 Lisa Van Goor at Colorado State, Dec. 20, 1980
- 31 Shelley Sheetz vs. Kansas, Jan. 10, 1993
- 31 Shelley Sheetz vs. Nebraska, Feb. 29, 1992
- 31 Gretchen DeWitte at Oklahoma, Feb. 18, 1987
- 30 Chucky Jeffery vs. Idaho, Dec. 4, 2011
- 30 Jackie McFarland vs. TCU (WNIT), Mar. 30, 2008
- 30 Jamillah Lang vs. Wichita State, Nov. 22, 1991
- 30 Debbie Johnson vs. Missouri-Kansas City, Dec. 6, 1989
- 30 Erin Carson at Nebraska, Neb., Jan. 23, 1985
- 30 Diane Hiemstra vs. Colorado State, Dec. 7, 1983
- 30 Debbie Descano at Brigham Young (AIAW), Mar. 7, 1980
- 30 Margie Sampson at Northern Colorado, Dec. 1, 1978

Field Goals Made (13 or more)

- 17 Tracy Tripp at Oklahoma State, Feb. 4, 1987
- 15 Jean Raikes vs. Temple Junior College, Nov. 20, 1976
- 14 Brittany Spears vs. California (WNIT), Mar. 21, 2011
- 14 Jackie McFarland vs. Cal State-Fullerton, Nov. 18, 2005
- 14 Jenny Roulier at Baylor, Feb. 23, 2000
- 14 Jamillah Lang vs. Missouri, Jan. 16, 1994
- 14 Jamillah Lang vs. Southern Illinois (NCAA), Mar. 18, 1992



Jackie MacFarland

- 14 Diane Hiemstra at Oklahoma State, Jan. 21, 1984
- 14 Lisa Van Goor vs. Arizona State, Nov. 19, 1983
- 14 Diane Hiemstra vs. Colorado College, Feb. 16, 1983
- 14 Susan Horner vs. Weber State (AIAW) at Tucson, Ariz., Mar. 10, 1979
- 14 Jean Raikes at Northern State, Dec. 29, 1977
- 13 Jackie McFarland vs. Wyoming, Nov. 21, 2005
- 13 Tera Bjorklund vs. Texas (Big 12) in Dallas, Mar. 13, 2003
- 13 Tera Bjorklund vs. Oklahoma (Big 12) in Dallas, Mar. 12, 2003
- 13 Isabelle Fijalkowski vs. Georgia (NCAA) at Des Moines, Mar. 25, 1995
- 13 Debbie Johnson at Oklahoma, Jan. 16, 1991
- 13 Jamillah Lang vs. Wichita State, Nov. 22, 1991
- 13 Debbie Johnson vs. Kansas, Jan. 31, 1990
- 13 Debbie Johnson vs. Missouri-Kansas City, Dec. 6, 1989
- 13 Gretchen DeWitte at Oklahoma, Feb. 18, 1987
- 13 Tracy Tripp at Kansas State, Feb. 11, 1987
- 13 Diane Hiemstra vs. Colorado State, Dec. 7, 1983
- 13 Lisa Van Goor at Colorado State, Dec. 20, 1980
- 13 Margie Sampson at Northern Colorado, Dec. 1, 1978
- 13 Doni Fischer vs. Oklahoma State, Jan. 21, 1977

Free Throws Made (11 or more)

- 15 Jackie McFarland vs. Villanova (WNIT), Mar. 27, 2008
- 14 Jackie McFarland vs. Texas Tech, Mar. 6, 2007 (14-16)
- 14 Shelley Sheetz vs. Arkansas, Dec. 8, 1992 (14-16)
- 14 Debbie Descano vs. Montana State, Feb. 20, 1980 (14-16)
- 13 Jackie McFarland vs. TCU (WNIT), Mar. 30, 2008
- 13 Shelley Sheetz vs. Nebraska (Big 8) at Salina, Kan., Mar. 18, 1992 (13-16)
- 13 Gretchen DeWitte vs. Nebraska, Feb. 7, 1987 (13-13)
- 12 Jackie McFarland vs. Missouri, Mar. 5, 2008
- 12 Jasmina Ilic vs. Oklahoma, Jan. 20, 2007 (12-13)
- 12 Tera Bjorklund vs. North Carolina (NCAA), Mar. 24, 2003 (12-17)
- 12 Mandy Nightingale at New Mexico, Nov. 11, 2001 (12-13)
- 12 Mandy Nightingale vs. Florida, Dec. 22, 2000 (12-12)
- 12 Jenny Roulier vs. Nebraska, Feb. 9, 2000 (12-13)
- 12 Erin Scholz vs. Auburn (NCAA), Mar. 17, 1996 (12-17)
- 12 Shelley Sheetz vs. Western Kentucky at Seattle, Wash., Dec. 27, 1991 (12-13)
- 12 Debbie Johnson vs. Oklahoma State, Feb. 25, 1990 (12-14)
- 12 Crystal Ford vs. Kansas, Jan. 20, 1988 (12-13)
- 12 Bridget Turner vs. Oklahoma, Jan. 27, 1987 (12-13)
- 11 Jackie McFarland at Creighton, Dec. 3, 2005
- 11 Tera Bjorklund vs. Rice, Nov. 22, 2002 (11-13)
- 11 Mandy Nightingale vs. Texas, Feb. 19, 2000 (11-14)
- 11 Shelley Sheetz vs. Kansas, Feb. 12, 1992 (11-11)
- 11 Mindy Henry vs. Utah at San Marcos, Texas, Dec. 7, 1991 (11-14)
- 11 Bridget Turner vs. UNLV (NCAA), Mar. 18, 1989 (11-17)
- 11 Ann Troyan vs. Wyoming, Dec. 1, 1980 (11-12)



Tracy Tripp



SINGLE-GAME BESTS

Rebounds (17 or more)

- 22 Lisa Van Goor vs. Weber State, Feb. 25, 1981
- 21 Raegan Scott at Texas, Feb. 26, 1997
- 20 Margie Sampson at Northern Colorado, Dec. 1, 1987
- 19 Erin Scholz vs. Southwest Missouri State (NCAA), Mar. 18, 1995
- 19 Lisa Van Goor vs. Utah, Dec. 10, 1980
- 18 Jackie McFarland at Kansas, Feb. 6, 2007
- 18 Erin Scholz vs. Oklahoma State, Jan. 30, 1994
- 18 Lisa Van Goor vs. Texas El Paso, Nov. 19, 1982
- 18 Gail Hook vs. Weber State, Mar. 14, 1982
- 18 Susan Horner vs. Wayne State at Chadron, Neb., Dec. 30, 1977
- 17 Chucky Jeffery vs. Villanova, Mar. 22, 2012 (WNIT)
- 17 Erin Scholz vs. Oklahoma State, Jan. 6, 1995
- 17 Lisa Van Goor at Portland State, Dec. 20, 1982
- 17 Lisa Van Goor vs. Utah State, Feb. 10, 1982
- 17 Lisa Van Goor vs. Oklahoma City at Wichita, Kan., Jan. 9, 1982
- 17 Lisa Van Goor at Idaho State, Feb. 21, 1981
- 17 Linda Gehrke vs. at UNLV, Nev., Jan. 13, 1978

Steals (7 or more)

- 10 Annan Wilson vs. Utah, Jan. 7, 1989
- 9 De Celle Thomas vs. Iowa State (Big 8) at Salina, Kan., Mar. 4, 1995
- 9 Laurie Welch vs. New Mexico State, Feb. 4, 1982
- 9 Sandy Bean at Virginia, Jan. 7, 1980
- 8 Ellen Bain vs. Gonzaga, Nov. 23, 1990
- 8 Missy Kraai vs. Missouri, Feb. 7, 1990
- 8 Annan Wilson vs. Louisiana Tech, Jan. 3, 1989
- 8 Tracy Tripp at Nebraska, Feb. 1, 1986
- 8 Laurie Welch vs. Colorado State, Dec. 19, 1981
- 8 Ann Troyan vs. Colorado State, Nov. 16, 1979
- 7 Damietta Velicica vs. Tulane in Fairfield, Conn., Dec. 6, 1997
- 7 La Shena Graham at Missouri, Feb. 23, 1997
- 7 De Celle Thomas vs. Oklahoma, Feb. 27, 1994
- 7 Shelley Sheetz vs. Nebraska, Feb. 29, 1992
- 7 Amy Mathern at Oklahoma, Feb. 1, 1992
- 7 Annan Wilson at Nebraska, Feb. 3, 1990
- 7 Bridget Turner vs. Nebraska, Jan. 30, 1988
- 7 Ann Troyan at Duke, Jan. 5, 1980
- 7 Laurie Welch at Nebraska, Dec. 8, 1979
- 7 Sandy Bean vs. Weber State, Feb. 7, 1978

Assists (11 or more)

- 15 Whitney Law vs. Cal State-Fullerton, Nov. 18, 2005
- 14 La Shena Graham vs. Missouri, Feb. 25, 1998
- 14 Lori Mills vs. Brigham Young, Nov. 18, 1983
- 12 Ann Troyan vs. Northern Arizona, Jan. 21, 1980
- 12 Sandy Bean vs. Northern Colorado, Feb. 1, 1979
- 11 Shelley Sheetz vs. St. Francis (Pa.), Nov. 28, 1994
- 11 Tracy Tripp vs. Oklahoma State, Feb. 1, 1989
- 11 Bridget Turner vs. Illinois State, Nov. 26, 1988
- 11 Bridget Turner vs. Kansas, Feb. 19, 1986
- 11 Bridget Turner at Oregon, Dec. 28, 1986
- 11 Bridget Turner at Brigham Young, Jan. 8, 1986
- 11 Julie Hoehing vs. Weber State, Dec. 4, 1982
- 11 Ann Troyan at Idaho State, Feb. 1, 1980
- 11 Ann Troyan vs. Colorado State, Nov. 16, 1979
- 11 Doni Fischer at Northern Colorado, Jan. 27, 1978
- 11 Barb Heit vs. Peru State at Chadron, Neb., Dec. 29, 1977

Free Throw Percentage


(10 or more made, 90 percent or better)

- 1.000 (13-13) Gretchen DeWitte vs. Nebraska, Feb. 7, 1987
- 1.000 (12-12) Jackie McFarland vs. Missouri, Mar. 5, 2008
- 1.000 (12-12) Mandy Nightingale vs. Florida, Dec. 22, 2000
- 1.000 (11-11) Shelley Sheetz vs. Kansas, Feb. 12, 1992
- 1.000 (10-10) Caley Dow vs. Oregon, Dec. 30, 2005
- 1.000 (10-10) Randie Wirt at Missouri, Jan. 31, 2004
- 1.000 (10-10) Linda Lappe vs. Oklahoma, Feb. 16, 2003
- 1.000 (10-10) Erin Scholz vs. Oklahoma, Feb. 23, 1996
- .938 (15-16) Jackie McFarland vs. Villanova (WNIT), Mar. 27, 2008

- .929 (13-14) Jackie McFarland vs. TCU (WNIT), Mar. 30, 2008
- .923 (12-13) Jasmina Ilic vs. Oklahoma, Jan. 20, 2007
- .923 (12-13) Mandy Nightingale at New Mexico, Nov. 11, 2001
- .923 (12-13) Jenny Roulier vs. Nebraska, Feb. 9, 2000
- .923 (12-13) Shelley Sheetz vs. Western Kentucky in Seattle, Dec. 27, 1991
- .923 (12-13) Crystal Ford vs. Kansas, Jan. 20, 1988
- .923 (12-13) Bridget Turner vs. Oklahoma, Jan. 27, 1987
- .916 (11-12) Ann Troyan vs. Wyoming, Dec. 1, 1980
- .909 (10-11) Jackie McFarland vs. Texas Tech, Jan. 26, 2008
- .909 (10-11) Jackie McFarland vs. Siena, Nov. 23, 2007
- .909 (10-11) Whitney Law vs. Oklahoma State, Feb. 26, 2006; at Creighton, Dec. 3, 2005
- .909 (10-11) Tera Bjorklund vs. Nebraska, Feb. 4, 2004
- .909 (10-11) Erin Scholz vs. Baylor, Jan. 2, 1996
- .909 (10-11) Mindy Henry at Kansas State, Feb. 7, 1993
- .909 (10-11) Erin Carson at Missouri, Jan. 24, 1987
- .909 (10-11) Terri Jackson vs. Wyoming, Dec. 10, 1984
- .909 (10-11) Sandy Bean at Utah, March 1, 1979

Field Goal Percentage (Eight or more made)

- 1.000 (11-11) Tracy Tripp vs. Wyoming, Dec. 2, 1986
- 1.000 (10-10) Tera Bjorklund at Texas, Jan. 31, 2001
- 1.000 (9-9) Michell Irving at New Mexico State, Jan. 22, 1981
- 1.000 (8-8) LeaAnn Banks at Iowa State, Jan. 21, 1986
- 1.000 (8-8) Diane Hiemstra vs. Iowa State, Jan. 8, 1982
- 1.000 (8-8) Debbie Descano vs. Weber State, Feb. 23, 1980
- .910 (10-11) Debbie Descano vs. Colorado State, Nov. 16, 1979
- .900 (9-10) Chucky Jeffery vs. Denver, Dec. 8, 2011
- .900 (9-10) Jackie McFarland vs. Cal State Bakersfield, Dec. 28, 2007
- .900 (9-10) Diane Hiemstra vs. Utah State, Jan. 11, 1983
- .889 (8-9) Linda Lappe vs. American in Spokane, Dec. 4, 1998
- .889 (8-9) Melody Johnson vs. Rice, Nov. 30, 1997
- .889 (8-9) Erin Scholz vs. Tulane (NCAA), Mar. 15, 1996
- .889 (8-9) Lauri Weathers vs. St. Francis, Nov. 28, 1994
- .889 (8-9) Jamillah Lang vs. Gonzaga, Nov. 23, 1989
- .889 (8-9) Tracy Tripp at Kansas State, Feb. 17, 1988
- .889 (8-9) LeaAnn Banks vs. UCLA, Dec. 22, 1984
- .889 (8-9) LeaAnn Banks at Florida State, Nov. 23, 1984
- .889 (8-9) Debbie Descano vs. Winnipeg, Dec. 8, 1980



Tera Bjorklund



SEASON-BY-SEASON LEADERS

SCORING

Year	Leader	Average
1974-75	Lisa Magno	10.5
1975-76	Michell Irving	10.0
1976-77	Jean Raikes	16.9
1977-78	Lynda Gehrke	14.0
1978-79	Corky O'Rourke	15.4
1979-80	Debbie Descano	16.7
1980-81	Lisa Van Goor	18.5
1981-82	Lisa Van Goor	18.8
1982-83	Lisa Van Goor	17.0
1983-84	Diane Hiemstra	17.6
1984-85	Lisa Van Goor	16.8
1985-86	Erin Carson	14.5
1986-87	Tracy Tripp	16.3
1987-88	Bridget Turner	14.8
1988-89	Bridget Turner	15.1
1989-90	Debbie Johnson	14.4
1990-91	Debbie Johnson	12.8
1991-92	Jamillah Lang	14.3
1992-93	Shelley Sheetz	15.7
1993-94	Jamillah Lang	19.2
1994-95	Isabelle Fijalkowski	16.1
1995-96	Erin Scholz	15.5
1996-97	Erin Scholz	13.3
1997-98	La Shena Graham	11.2
1998-99	Linda Lappe	10.7
1999-00	Jenny Roulier	14.9
2000-01	Mandy Nightingale	13.9
2001-02	Mandy Nightingale	12.9
2002-03	Tera Bjorklund	18.5
2003-04	Tera Bjorklund	18.1
2004-05	Jackie McFarland	10.0
2005-06	Jackie McFarland	17.2
2006-07	Jackie McFarland	17.8
2007-08	Jackie McFarland	18.7
2008-09	Brittany Spears	18.3
2009-10	Brittany Spears	17.7
2010-11	Brittany Spears	19.2
2011-12	Chucky Jeffery	15.5
2012-13	Chucky Jeffery	13.7

REBOUNDING

Year	Leader	Average
1974-76	No record kept	
1976-77	Cathy Lanky	11.8
1977-78	Lynda Gehrke	12.3
1978-79	Susan Horner	8.6
1979-80	Sandy Bean	7.9
1980-81	Lisa Van Goor	11.0
1981-82	Lisa Van Goor	10.1
1982-83	Lisa Van Goor	10.3
1983-84	Patty Slighter	7.1
1984-85	LeaAnn Banks	9.6
1985-86	LeaAnn Banks	9.8
1986-87	Bridget Turner	5.6
1987-88	Crystal Ford	6.0
1988-89	Bridget Turner	6.9
1989-90	Debbie Johnson	6.1
1990-91	Debbie Johnson and Jamillah Lang	5.2
1991-92	Abby Wirfs	6.1
1992-93	Mindy Henry	5.9
1993-94	Erin Scholz	8.7
1994-95	Erin Scholz	8.1
1995-96	Erin Scholz	8.0
1996-97	Raegan Scott	8.6
1997-98	Garcia/Swagger/Dilworth	4.6

1998-99	Britt Hartshorn	5.5
1999-00	Sabrina Scott	8.0
2000-01	Britt Hartshorn	6.1
2001-02	Sabrina Scott	5.6
2002-03	Sabrina Scott	6.9
2003-04	Randie Wirt	7.7
2004-05	Anna Nedovic	6.5
2005-06	Jackie McFarland	9.2
2006-07	Jackie McFarland	10.8
2007-08	Jackie McFarland	8.2
2008-09	Brittany Spears	7.8
2009-10	Brittany Spears	7.8
2010-11	Brittany Spears	8.1
2011-12	Chucky Jeffery	8.0
2012-13	Chucky Jeffery	8.2

ASSISTS

Year	Leader	Total
1974-77	No record kept	
1977-78	Doni Fischer	111
1978-79	Corky O'Rourke	93
1979-80	Ann Troyan	177
1980-81	Sandy Bean	123
1981-82	Laurie Welch	160
1982-83	Kris Holwerda	154
1983-84	Lori Mills	96
1984-85	Kris Holwerda	101
1985-86	Bridget Turner	167
1986-87	Bridget Turner	137
1987-88	Bridget Turner	166
1988-89	Bridget Turner	147
1989-90	Annan Wilson	131
1990-91	Ellen Bain and Amy Mathern	103
1991-92	Shelley Sheetz	142
1992-93	Shelley Sheetz	112
1993-94	Shelley Sheetz	128
1994-95	Shelley Sheetz	132
1995-96	De Celle Thomas	104
1996-97	La Shena Graham	122
1997-98	La Shena Graham	139
1998-99	Linda Lappe	110
1999-00	Mandy Nightingale	121
2000-01	Mandy Nightingale	123
2001-02	Mandy Nightingale	161
2002-03	Sabrina Scott	102
2003-04	Kate Fagan	84
2004-05	Veronica Johns-Richardson	85
2005-06	Whitney Law	102
2006-07	Whitney Houston	64
2007-08	Susie Powers	110
2008-09	Alyssa Fressle	99
2009-10	Chucky Jeffery	97
2010-11	Chucky Jeffery	128
2011-12	Chucky Jeffery	133
2012-13	Chucky Jeffery	123

STEALS

Year	Leader	Total
1974-78	No record kept	
1978-79	Laurie Welch	61
1979-80	Ann Troyan	101
1980-81	Sandy Bean	74
1981-82	Laurie Welch	120
1982-83	Kris Holwerda	67
1983-84	Julie Hoehing	58
1984-85	LeaAnn Banks	35
1985-86	Bridget Turner	75
1986-87	Bridget Turner	54


1987-88	Bridget Turner	91
1988-89	Annan Wilson	84
1989-90	Annan Wilson	91
1990-91	Amy Mathern	64
1991-92	Shelley Sheetz	74
1992-93	Amy Mathern	75
1993-94	Shelley Sheetz	83
1994-95	Shelley Sheetz	64
1995-96	De Celle Thomas	73
1996-97	Raegan Scott	56
1997-98	La Shena Graham	49
1998-99	Linda Lappe and Chaquita Dilworth	49
1999-00	Jenny Roulier	52
2000-01	Mandy Nightingale	53
2001-02	Mandy Nightingale	51
2002-03	Maria Billingsley	39
2003-04	Randie Wirt	47
2004-05	Veronica Johns-Richardson	59
2005-06	Jackie McFarland	35
2006-07	Jackie McFarland	37
2007-08	Brittany Spears	57
2008-09	Brittany Spears	55
2009-10	Brittany Spears	64
2010-11	Chucky Jeffery	76
2011-12	Chucky Jeffery	82
2012-13	Chucky Jeffery	67

FIELD GOAL PERCENTAGE

Year	Leader	Percentage
1974-77	No record kept	
1977-78	Cathy Lanky	.460
1978-79	Sandy Bean	.533
1979-80	Debbie Descano	.591
1980-81	Debbie Descano	.610
1981-82	Diane Hiemstra	.520
1982-83	Kris Holwerda	.547
1983-84	Nina Smith	.494
1984-85	LeaAnn Banks	.543
1985-86	LeaAnn Banks	.617
1986-87	Crystal Ford	.529
1987-88	Annan Wilson	.551
1988-89	Crystal Ford	.524
1989-90	Debbie Johnson	.518
1990-91	Debbie Johnson	.506
1991-92	Mindy Henry	.531
1992-93	Mindy Henry	.601
1993-94	De Celle Thomas	.488
1994-95	Isabelle Fijalkowski	.595
1995-96	Erin Scholz	.494
1996-97	Raegan Scott	.466
1997-98	Melody Johnson	.529
1998-99	Kami Carmann	.483
1999-00	Britt Hartshorn	.491
2000-01	Britt Hartshorn	.548
2001-02	Tera Bjorklund	.513
2002-03	Tera Bjorklund	.539
2003-04	Tera Bjorklund	.588
2004-05	Kara Richards	.460
2005-06	Jackie McFarland	.514
2006-07	Jackie McFarland	.605
2007-08	Jackie McFarland	.569
2008-09	Kara Richards	.577
2009-10	Chucky Jeffery	.455
2010-11	Julie Seabrook	.483
2011-12	Julie Seabrook	.488
2012-13	Jamee Swan	.455

FREE THROW PERCENTAGE

Year	Leader	Percentage
1974-75	Lisa Magno	.691
1975-76	Jill Harmon	.591
1976-77	Bobbi Brown	.658
1977-78	Doni Fischer	.738
1978-79	Corky O'Rourke	.794
1979-80	Betsy Bailey	.889
1980-81	Debbie Descano	.810
1981-82	Diane Hiemstra	.822
1982-83	Diane Hiemstra	.821
1983-84	Diane Hiemstra	.786
1984-85	Erin Carson	.812
1985-86	Erin Carson	.804
1986-87	Erin Carson	.855
1987-88	Tracy Tripp	.849
1988-89	Gretchen DeWitte	.882
1989-90	Missy Kraai	.810
1990-91	Missy Kraai	.792
1991-92	Shelley Sheetz	.836
1992-93	Shelley Sheetz	.885
1993-94	Shelley Sheetz	.770
1994-95	Shelley Sheetz	.896
1995-96	Amy Palmer	.852
1996-97	La Shena Graham	.835
1997-98	La Shena Graham	.855
1998-99	Linda Lappe	.827
1999-00	Jenny Roulier	.839
2000-01	Linda Lappe	.859
2001-02	Jenny Roulier	.898
2002-03	Kate Fagan	.954
2003-04	Kate Fagan	.887
2004-05	Jackie McFarland	.708
2005-06	Yari Escalera	.819
2006-07	Jasmina Ilic	.865
2007-08	Bianca Smith	.857
2008-09	Bianca Smith	.788
2009-10	Bianca Smith	.887
2010-11	Brittany Spears	.830
2011-12	Julie Seabrook	.750
2012-13	Jen Reese	.806



Mandy Nightingale



DOUBLE DIGIT HISTORY

Career Double-Doubles

Lisa Van Goor	59
Jackie McFarland	46
Erin Scholz	36
Brittany Spears	31
Chucky Jeffery	30
Sandy Bean	22
Britt Hartshorn	19
Sabrina Scott	18
a-Bridget Turner	17
LeaAnn Banks	16
Tera Bjorklund	14
Jamillah Lang	11
Raegan Scott	11
Debbie Descano	10
Julie Hoehing	10
Gail Hook	9
Randie Wirt	9
Debbie Johnson	8
Anna Nedovic	7
Liz Brugger	7
Isabelle Fijalkowski	6
Kami Carmann	6
Susan Horner	6
Kara Richards	5
Aija Putnina	5
Abby Wirfs	5
Michell Irving	5
Mindy Henry	5
Sherrice King	5
Julie Seabrook	4
Crystal Ford	4
Linda Lappe	4
Patty Slighter	4
Arielle Roberson	3
Meagan Malcolm-Peck	3
Kim Kenyon	3
Shelley Garcia	3
Courtney Dunn	2
Jasmina Ilic	2
Lauren Lubin	2
Caley Dow	2
Alexandra Slokar	2
De Celle Thomas	2
b-Shelley Sheetz	2
Gretchen DeWitte	2
Laurie Weathers	2
Margie Sampson	2
Melody Johnson	2
Nina Smith	2
Whitney Law	2
Jamee Swan	1
Rachel Hargis	1
Jen Reese	1
Brittany Wilson	1
Amy Mathern	1
Betsy Bailey	1
Julie Abendroth	1
Kim Jackson	1
Kim Scheidt	1
Missy Kraai	1
Terri Jackson	1
Tracy Tripp	1
c-Annan Wilson	1

Career Double-Digit Scoring Games (30 or more)

Name	Seasons	Total
Brittany Spears	2007-11	111
Lisa Van Goor	1980-85	108
Jackie McFarland	2004-08	102
Tera Bjorklund	2000-04	93
Shelley Sheetz	1991-95	92
Chucky Jeffery	2009-13	91
Bridget Turner	1985-89	91
Erin Scholz	1993-97	88
Tracy Tripp	1985-89	80
Diane Hiemstra	1981-84	80
Erin Carson	1984-88	76
Mandy Nightingale	1998-02	74
Jenny Roulier	1998-02	74
Jamillah Lang	1990-94	73
Sandy Bean	1978-82	72
Britt Hartshorn	1998-02	71
Crystal Ford	1985-89	61
Kate Fagan	1999-04	54
Bianca Smith	2006-10	52
De Celle Thomas	1992-96	52
Jasmina Ilic	2003-07	51
Julie Hoehing	1980-84	50
Debbie Descano	1979-81	50
Corky O'Rourke	1978-81	50
Gretchen DeWitte	1985-89	49
Sabrina Scott	1999-03	45
La Shena Graham	1995-98	45
Brittany Wilson	2010-	39
Debbie Johnson	1989-91	38
Kara Richards	2004-09	37

Linda Lappe	1998-03	37
Amy Palmer	1992-96	36
Laurie Welch	1978-82	34
Betsy Bailey	1979-81	33
LeaAnn Banks	1984-86	32
Gail Hook	1979-82	31
Eisha Bohman	1998-02	30
Sherrice King	1989-93	30

Career Double-Digit Rebounding Games (10 or More)

Name	Years	Total
Lisa Van Goor	1980-85	63
Jackie McFarland	2004-08	48
Erin Scholz	1993-97	46
Chucky Jeffery	2009-13	32
Brittany Spears	2007-11	32
LeaAnn Banks	1984-86	29
Sandy Bean	1978-82	26
Sabrina Scott	1999-03	23
Britt Hartshorn	1998-02	21
Julie Hoehing	1980-84	17
Raegan Scott	1993-97	16
Tera Bjorklund	2000-04	15
Randie Wirt	2000-04	15
Aija Putnina	2006-08	13
Gail Hook	1979-82	12
Kara Richards	2004-09	11
Jamillah Lang	1991-94	11
Mindy Henry	1989-93	10
Bridget Turner	1985-89	10
Debbie Descano	1979-81	10

Triple-Doubles



Sandy Bean
Feb 16, 1979 vs. Utah State
19 points, 11 rebounds, 10 assists



Chucky Jeffery
Nov. 27, 2010 vs. Loyola Chicago
10 points, 13 rebounds, 10 assists
Mar. 25, 2012 at Oklahoma State (WNIT)
12 points, 12 rebounds, 10 assists

KEY:

a-10 pts/rebounds, 7 pts/assists
b-both points/assists
c-points/assists



DOUBLE DIGIT HISTORY

Single Season Double-Doubles (Five or more)

Name	Season	Total
Lisa Van Goor	1980-81	20
Lisa Van Goor	1981-82	19
Jackie McFarland	2006-07	18
Lisa Van Goor	1982-83	17
Jackie McFarland	2005-06	14
Erin Scholz	1995-96	12
Chucky Jeffery	2012-13	10
Chucky Jeffery	2011-12	10
Chucky Jeffery	2010-11	9
Brittany Spears	2010-11	9
Erin Scholz	1993-94	9
Jackie McFarland	2007-08	9
Britt Hartshorn	1999-00	9
Sabrina Scott	1999-00	9
LeaAnn Banks	1984-85	9
Brittany Spears	2008-09	8
Erin Scholz	1996-97	8
Brittany Spears	2009-10	7
Brittany Spears	2007-08	7
Randie Wirt	2003-04	7
Raegan Scott	1996-97	7
Erin Scholz	1994-95	7
Jamillah Lang	1993-94	7
LeaAnn Banks	1985-86	7
Julie Hoehing	1982-83	7
Sandy Bean	1981-82	7
Debbie Descano	1979-80	7
Liz Brugger	1979-80	7
Britt Hartshorn	2000-01	6
Isabelle Fijalkowski	1994-95	6
Julie Hoehing	1983-84	6
Gail Hook	1981-82	6
Sandy Bean	1980-81	6
Susan Horner	1978-79	6
Aija Putnina	2007-08	5
Jackie McFarland	2004-05	5
Tera Bjorklund	2003-04	5
Tera Bjorklund	2002-03	5
Debbie Johnson	1989-90	5
Bridget Turner	1988-89	5
Sandy Bean	1978-79	5

Single Season Double-Figure Rebounding Games (10 or more)

Name	Season	Total
Lisa Van Goor	1981-82	21
Lisa Van Goor	1980-81	20
Jackie McFarland	2006-07	19
Lisa Van Goor	1982-83	19
LeaAnn Banks	1985-86	17
Jackie McFarland	2005-06	14
Erin Scholz	1993-94	13
Erin Scholz	1995-96	12
Erin Scholz	1994-95	12
LeaAnn Banks	1984-85	12
Chucky Jeffery	2012-13	11
Chucky Jeffery	2011-12	10
Chucky Jeffery	2010-11	10
Jackie McFarland	2007-08	10
Raegan Scott	1996-97	10
Britt Hartshorn	1999-00	10
Sabrina Scott	1999-00	10
Sandy Bean	1981-82	10

Single Season Double-Figure Scoring Games (20 or more)

Name	Season	Total
Lisa Van Goor	1981-82	34
Brittany Spears	2010-11	32
Jackie McFarland	2007-08	32
Lisa Van Goor	1980-81	32
Tera Bjorklund	2002-03	31
Chucky Jeffery	2011-12	30
Erin Scholz	1995-96	29
Jamillah Lang	1993-94	29
Jackie McFarland	2006-07	28
Jackie McFarland	2005-06	28
Bridget Turner	1988-89	28
Diane Hiemstra	1983-84	28
Brittany Spears	2008-09	27
Brittany Spears	2007-08	27
Tera Bjorklund	2003-04	27
Isabelle Fijalkowski	1994-95	27
Shelley Sheetz	1994-95	27
Bridget Turner	1987-88	27
Diane Hiemstra	1982-83	27
Lisa Van Goor	1982-83	27
Corky O'Rourke	1978-79	27
Debbie Descano	1980-81	26
Chucky Jeffery	2012-13	25
Brittany Spears	2009-10	25
Mandy Nightingale	2001-02	25
La Shena Graham	1996-97	25
Diane Hiemstra	1981-82	25
Kate Fagan	2003-04	24
Chucky Jeffery	2010-11	24
Mandy Nightingale	2000-01	24
Britt Hartshorn	1999-00	24
Jenny Roulier	1999-00	24
Shelley Sheetz	1992-93	24
Crystal Ford	1988-89	24
Tracy Tripp	1986-87	24
Gail Hook	1981-82	24
Debbie Descano	1979-80	24
Arielle Roberson	2012-13	23
Erin Carson	1984-85	23
Bianca Smith	2009-10	22
Kate Fagan	2002-03	22
Tera Bjorklund	2001-02	22
Britt Hartshorn	2000-01	22
Erin Scholz	1996-97	22
Gretchen DeWitte	1986-87	22
Sandy Bean	1979-80	22
Susan Horner	1978-79	22
Jenny Roulier	2000-01	21
Shelley Sheetz	1991-92	21
Tracy Tripp	1985-86	21
Kara Richards	2008-09	20
De Celle Thomas	1995-96	20
Erin Scholz	1993-94	20
Shelley Sheetz	1993-94	20
Mindy Henry	1992-93	20
Debbie Johnson	1990-91	20
Erin Carson	1987-88	20
Crystal Ford	1987-88	20
Jean Raikes	1978-79	20



MISCELLANEOUS CHARTS

CU in Overtime Games

Season	Opponent (rank)	Score at end of Regulation	Result
Feb. 14, 1976	at Arizona	58-58	L 67-70
Dec. 3, 1977	at St. Mary's		W 79-76
Feb. 4, 1978	at New Mexico State		W 59-57
Jan. 21, 1982	at Utah State	70-70	W 83-74
Dec. 30, 1986	at Minnesota	64-64	L 75-76
Jan. 7, 1987	at Fresno State	62-62	L 69-70
Feb. 11, 1987	at Kansas State	67-67	L 78-85
Feb. 20, 1988	at Nebraska	63-63	L 73-85
Feb. 27, 1988	at Oklahoma	78-78	W 91-88
Dec. 11, 1988	at Arizona	63-63	L 69-75
Mar. 6, 1989	vs. Oklahoma State	83-83/90-90	W 98-92
Jan. 1, 1991	at Arizona	62-62	W 75-69
Jan. 23, 1991	Missouri	69-69	W 74-71
Dec. 27, 1991	Western Kentucky (11)	59-59	W 71-68
Jan. 6, 1992	at Texas A&M	56-56	L 60-69
Mar. 18, 1992	Southern Illinois	69-69	L 80-84
Mar. 7, 1993	vs. Kansas	62-62/72-72	L 78-81
Dec. 20, 1993	at Tennessee (1)	68-68	L 82-86
Jan. 30, 1994	at Oklahoma State	63-63	L 73-75
Mar. 7, 1994	vs. Missouri	62-62	L 79-91
Feb. 24, 1995	at Kansas (23)	73-73	W 90-81
Nov. 17, 1995	Utah	55-55	W 63-61
Feb. 14, 1996	at Nebraska	64-64/70-70	L 75-83
Mar. 17, 1996*	Auburn (19)	57-57	L 61-68
Jan. 18, 1997	at Iowa State	53-53/62-62	W 68-66
Feb. 27, 1999	at Texas A&M	58-58	W 71-69
Feb. 23, 2000	at Baylor	79-79	L 90-91
Feb. 3, 2002	at Texas Tech (13)	63-63	W 74-69
Dec. 31, 2002	at Syracuse	65-65	W 78-75
Nov. 15, 2003	Notre Dame (15)	55-55	W 67-63
Dec. 21, 2004	at Washington	67-67	W 76-74
Jan. 22, 2005	at Oklahoma State	63-63	L 70-76
Nov. 25, 2005	vs. Northern Iowa	58-58	L 65-74
Dec. 19, 2005	vs. Northern Arizona	76-76	L 83-84
Feb. 6, 2007	at Kansas	62-62	L 68-70
Jan. 13, 2008	vs. Iowa State	61-61/69-69	L 77-84
Mar. 30, 2008^	vs. TCU	76-76	W 96-90
Feb. 23, 2010	at Missouri	74-74	W 80-79
Jan. 15, 2011	vs. Iowa State (17/16)	57-57	W 66-60
Jan. 29, 2012	vs. UCLA	46-46	L 54-62
Feb. 18, 2012	vs. Utah	50-50	L 56-61
Mar. 3, 2013	at Oregon State	56-56	W 66-63

20-22 All Time In Overtime, 2-3 in Double Overtime
(Home: 7-5, Road: 12-14, Neutral: 1-3)

*-NCAA Second Round; ^-WNIT Fourth Round



Chelsea Dale and CU knocks off No. 17/16 Iowa State 66-60 in overtime on Jan. 15, 2011.

100-Point Games

Date	Opponent	Site
Dec. 16, 1980	Colorado 134	Fort Carson 33
Jan. 21, 1980	Colorado 129	Northern Arizona 47
Feb. 13, 1982	Colorado 116	Idaho State 55
Nov. 28, 1994	Colorado 114	St. Francis (Pa.) 52
Nov. 16, 1979	Colorado 112	Colorado State 48
Feb. 14, 1980	Colorado 112	Northern Arizona 76
Feb. 10, 1979	Colorado 109	Texas El Paso 42
Mar. 1, 1980	Colorado 109	Utah State 89
Jan. 29, 1982	Colorado 109	Brigham Young 75
Feb. 7, 1980	Colorado 108	New Mexico State 82
Nov. 18, 1981	Colorado 108	Pacific Christian 43
Jan. 14, 1978	Colorado 107	Redlands 49
Feb. 2, 1980	Colorado 107	Utah State 90
Nov. 18, 1980	Colorado 107	Colorado Women's College 73
Feb. 16, 1980	Colorado 106	New Mexico State 75
Nov. 23, 1985	Colorado 106	Adams State 54
Jan. 26, 1979	Colorado 103	Northern Arizona 69
Dec. 29, 1979	Colorado 103	Colorado Women's College 52
Feb. 23, 1980	Colorado 103	Weber State 72
Jan. 28, 1981	Colorado 103	Utah State 40
Dec. 9, 1987	Colorado 103	Arizona State 63
Feb. 16, 1979	Colorado 101	Utah State 96
Feb. 24, 1988	Colorado 101	Missouri 88
Dec. 7, 1993	Colorado 101	Texas Christian 56
Nov. 29, 1982	Colorado 100	Adams State 58
Dec. 13, 1986	Colorado 100	Utah State 27
Nov. 18, 2005	Colorado 100	Cal State-Fullerton 71

Largest Margin of Victory

- 101, Colorado (134) vs. Fort Carson (33) at Boulder, Dec. 16, 1980
- 82, Colorado (129) vs. Northern Arizona (47) at Boulder, Jan. 21, 1980
- 73, Colorado (100) vs. Utah State (27) at Boulder, Dec. 13, 1986
- 70, Colorado (92) vs. New Mexico (22) at Boulder, Dec. 31, 1991
- 67, Colorado (109) vs. Texas-El Paso (42) at Boulder, Feb. 10, 1979
- 65, Colorado (108) vs. Pacific Christian (65) at Boulder, Nov. 18, 1981
- 64, Colorado (112) vs. Colorado State (48) at Boulder, Nov. 16, 1979
- 63, Colorado (103) vs. Utah State (40) at Boulder, Jan. 29, 1981
- 62, Colorado (114) vs. St. Francis (Pa.) (52) at Boulder, Nov. 28, 1994
- 61, Colorado (116) vs. Idaho State (55) at Boulder, Feb. 13, 1982
- 58, Colorado (97) vs. Colorado College (39) at Boulder, Nov. 20, 1981
- 58, Colorado (107) vs. Redlands (49) at Redlands, Calif., Jan. 14, 1978
- 57, Colorado (94) vs. Idaho State (37) at Boulder, Jan. 31, 1981
- 53, Colorado (88) vs. Peru State (35) at Chadron, Neb., Dec. 28, 1977
- 52, Colorado (88) vs. Southern Utah (36) at Boulder, Dec. 19, 2009
- 52, Colorado (106) vs. Adams State (54) at Boulder, Nov. 23, 1985
- 52, Colorado (94) vs. Idaho State (42) at Boulder, Feb. 29, 1980
- 52, Colorado (89) vs. Fort Hays State (37) at Boulder, Jan. 5, 1983
- 52, Colorado (79) vs. Kansas State (27) at Salina, Kansas, Mar. 7, 1992
- 51, Colorado (98) vs. Buffalo (47) at Boulder, Jan. 3, 2004

Colorado's Record by Margin of Victory

Colorado's record when the result of a game was...

By one point:	20-17 (.541)	36-40 Points:	22-7 (.759)	76-80 Points:	0-0 (---)
2-5 Points:	97-95 (.505)	41-45 Points:	17-3 (.850)	81-85 Points:	1-0 (1.000)
6-10 Points:	118-104 (.532)	46-50 Points:	7-3 (.700)	86-90 Points:	0-0 (---)
11-15 Points:	132-85 (.608)	51-55 Points:	10-0 (1.000)	91-95 Points:	0-0 (---)
16-20 Points:	107-66 (.618)	56-60 Points:	3-0 (1.000)	96-100 Points:	0-0 (---)
21-25 Points:	69-36 (.657)	61-65 Points:	5-1 (.833)	101-105 Points:	1-0 (1.000)
26-30 Points:	57-21 (.731)	66-70 Points:	3-0 (1.000)		
31-35 Points:	40-14 (.741)	71-75 Points:	1-1 (.500)		

NCAA TOURNAMENT RECORDS



COLORADO INDIVIDUAL RECORDS

Field Goals:	14, Jamillah Lang vs. Southern Illinois, Mar. 18, 1992
Field Goals Attempted:	27, Jamillah Lang vs. Southern Illinois, Mar. 18, 1992
Field Goal Percentage:	.813 (13-16), Isabelle Fijalkowski vs. Georgia, Mar. 25, 1995
Three-Point Field Goals:	6, Kate Fagan vs. BYU, Mar. 22, 2003
Three-Point Field Goals Attempted:	12, Mandy Nightingale vs. LSU, Mar. 17, 2002
Three-Point Field Goal Percentage (min. 4 made):	.800 (4-5), Amy Palmer vs. Holy Cross, Mar. 16, 1995 (4-5), La Shena Graham vs. Stephen F. Austin, Mar. 16, 1997 (4-5), Sabrina Scott vs. BYU, Mar. 22, 2003
Free Throws:	12, Erin Scholz vs. Auburn, Mar. 17, 1996; Tera Bjorklund vs. North Carolina, Mar. 24, 2003
Free Throws Attempted:	17, Bridget Turner vs. UNLV, Mar. 18, 1989; Erin Scholz vs. Auburn, Mar. 17, 1996; Tera Bjorklund vs. UNC, Mar. 24, 2003
Free Throw Percentage:	1.000 (9-9), Tera Bjorklund vs. Stanford, Mar. 23, 2002
Offensive Rebounds:	10, Crystal Ford vs. Eastern Illinois, Mar. 16, 1988
Defensive Rebounds:	16, Erin Scholz vs. Southwest Missouri State, Mar. 17, 1995
Total Rebounds:	19 (30/16d), Erin Scholz vs. Southwest Missouri State, Mar. 17, 1995
Points:	35, Isabelle Fijalkowski vs. Georgia, Mar. 25, 1995
Assists:	8 (by four players), most recent Amy Palmer vs. Oregon, Mar. 19, 1994
Blocks:	5, Tera Bjorklund vs. LSU, Mar. 17, 2002, vs. BYU, Mar. 22, 2003
Steals:	6, Bridget Turner vs. UNLV, Mar. 18, 1989

COLORADO TEAM RECORDS

Field Goals:	38 vs. Siena, Mar. 17, 2001
Field Goals Attempted:	75 vs. Marquette, Mar. 16, 1994
Field Goal Percentage:	.633 (38-60) vs. Siena, Mar. 17, 2001
Three-Point Field Goals:	12 vs. BYU, March 22, 2003
Three-Point Field Goals Attempted:	22 vs. LSU, Mar. 17, 2002
Three-Point Field Goal Percentage:	.727 (8-11) vs. Southern, Mar. 15, 2002
Free Throws:	31 vs. UNLV, Mar. 18, 1989, vs. North Carolina, Mar. 24, 2003
Free Throws Attempted:	39 vs. UNLV, Mar. 18, 1989; vs. North Carolina, Mar. 24, 2003
Free Throw Percentage:	.895 (17-19) vs. Oregon, Mar. 19, 1994, vs. Stanford, Mar. 23, 2002
Offensive Rebounds:	29 vs. Eastern Illinois, Mar. 16, 1988
Defensive Rebounds:	40 vs. Southwest Missouri State, Mar. 18, 1995
Rebounds:	60 (270/33d) vs. Marquette, Mar. 16, 1994
Fouls:	26 vs. UNLV, Mar. 18, 1989
Points:	98 vs. Siena, Mar. 17, 2001
Assists:	26 vs. Oregon, Mar. 19, 1994; vs. Southern, Mar. 15, 2002
Fewest Turnovers:	6 vs. Holy Cross, Mar. 16, 1995; vs. Villanova, Mar. 29, 2003
Blocks:	11 vs. Southern, Mar. 15, 2002
Steals:	13, Kansas, Mar. 23, 2013
Fewest Field Goals Made:	12, at UC Santa Barbara, Mar. 20, 2004
Fewest Field Goals Attempted:	47 vs. North Carolina, Mar. 24, 2003
Lowest Field Goal Percentage:	.254 (16-63), Kansas, Mar. 23, 2013
Fewest Free Throws:	4 vs. Vanderbilt, Mar. 19, 2001
Fewest Free Throws Attempted:	4 vs. Vanderbilt, Mar. 19, 2001
Lowest Free Throw Percentage:	.579 (22-38) vs. Tulane, Mar. 15, 1996
Fewest Rebounds:	24 vs. Vanderbilt, Mar. 19, 2001
Fewest Fouls:	9 vs. Holy Cross, Mar. 16, 1995
Fewest Points:	49 at UC Santa Barbara, Mar. 20, 2004
Fewest Assists:	5 at UC Santa Barbara, Mar. 20, 2004, vs. Oklahoma, Mar. 25, 2002
Most Turnovers:	29 vs. Oklahoma, Mar. 25, 2002
Fewest Blocks:	0 (three times), most recent vs. Oklahoma, Mar. 25, 2002
Fewest Steals:	2 (four times), most recent vs. LSU, Mar. 17, 2002

OPPONENT INDIVIDUAL RECORDS

Field Goals:	13, Anita Kaplan, Stanford, Mar. 24, 1994
Field Goals Attempted:	27, Jacklyn Winfield, Southern, Mar. 15, 2002
Field Goal Percentage:	1.000 (6-6), Dana Wilkerson, Long Beach State, Mar. 19, 1988
Three-Point Field Goals:	5 (by five players), most recent Katie Davis, Villanova, Mar. 29, 2003
Three-Point Field Goals Attempted:	10 (twice), most recent Kristen Maskala, Marquette, Mar. 16, 1994
Three-Point Field Goal Percentage (min. 4 made):	.714 (5-7) (twice), most recent LaNeishea Cauffield, Oklahoma, Mar. 25, 2002
Free Throws:	15, Sheryl Swoopes, Texas Tech, Mar. 27, 1993
Free Throws Attempted:	16, Sheryl Swoopes, Texas Tech, Mar. 27, 1993
Free Throw Percentage:	.938 (15-16), Sheryl Swoopes, Texas Tech, Mar. 27, 1993
Offensive Rebounds:	7, Ann Brown, Eastern Illinois, Mar. 16, 1988
Defensive Rebounds:	13, Pauline Jordan, UNLV, Mar. 18, 1989
Total Rebounds:	17, Pauline Jordan, UNLV, Mar. 18, 1989
Points:	36, Sheryl Swoopes, Texas Tech, Mar. 27, 1993
Assists:	10, Lori Goerlitz, Marquette, Mar. 16, 1994
Blocks:	11, Pauline Jordan, UNLV, Mar. 18, 1989
Steals:	6, Barb Perkes, Eastern Illinois, Mar. 16, 1988; Sheryl Swoopes, Texas Tech, Mar. 27, 1993

OPPONENT TEAM RECORDS

Field Goals:	43, Eastern Illinois, Mar. 16, 1988
Field Goals Attempted:	79, Marquette, Mar. 16, 1994
Field Goal Percentage:	.573 (43-75), Long Beach State, Mar. 29, 1988
Three-Point Field Goals:	10, Siena, Mar. 17, 2001
Three-Point Field Goals Attempted:	28, Marquette, Mar. 16, 1994
Three-Point Field Goal Percentage (min. 4 made):	.500 (10-20), Siena, Mar. 17, 2001
Free Throws:	24, at UC Santa Barbara, Mar. 20, 2004, UNLV, Mar. 18, 1989
Free Throws Attempted:	30, UNLV, Mar. 18, 1989
Free Throw Percentage:	1.000 (6-6), Kansas, Mar. 23, 2013
Offensive Rebounds:	28, Eastern Illinois, Mar. 16, 1988
Defensive Rebounds:	33, Kansas, Mar. 23, 2013
Rebounds:	49, Marquette, Mar. 16, 1994; North Carolina, Mar. 24, 2003
Fouls:	29, Stanford, Mar. 25, 1993
Points:	103, Long Beach State, Mar. 19, 1988
Assists:	23, Oklahoma, Mar. 25, 2002
Fewest Turnovers:	7, Georgia, Mar. 25, 1995
Blocks:	15, UNLV, Mar. 18, 1989
Steals:	14, Long Beach State, Mar. 19, 1988
Fewest Field Goals Made:	11, Southwest Missouri State, Mar. 18, 1995
Fewest Field Goals Attempted:	48, Villanova, Mar. 24, 2003
Lowest Field Goal Percentage:	.204 (11-54), Southwest Missouri State, Mar. 18, 1995
Fewest Free Throws:	2, Holy Cross, Mar. 16, 1995
Fewest Free Throws Attempted:	3, Holy Cross, Mar. 16, 1995
Lowest Free Throw Percentage:	.500 (12-24), Southwest Missouri State, Mar. 18, 1995
Fewest Rebounds:	23, twice, most recent Siena, Mar. 17, 2001
Fewest Fouls:	12, Vanderbilt, Mar. 19, 2001
Fewest Points:	34, Southwest Missouri State, Mar. 18, 1995
Fewest Assists:	6, Southwest Missouri State, Mar. 18, 1995
Most Turnovers:	28, UC-Santa Barbara, Mar. 20, 1993
Fewest Blocks:	0 (four times), most recent Oklahoma, Mar. 25, 2002
Fewest Steals:	2, Vanderbilt, Mar. 19, 2001



COORS CLASSIC RECORDS

INDIVIDUAL RECORDS

(Single Game)



Brittany Spears

Points	36, Brittany Spears, Colorado (vs. UMass), 2008
(Half)	26, Gabriela Marginean, Drexel (vs. Colorado), 2008
Field Goals Made	12, Brittany Spears (vs. UMass), 2008; Robin Hasemann, Western Illinois (vs. Eastern Michigan), 1989
Field Goals Attempted	27, Lori Taylor, Vermont (vs. Fresno State), 1995
Field Goal Percentage (min. 6 att.)	1.000 (7-7), Samantha Heck, Evansville (vs. Eastern Washington), 2010; Eisha Bohman, Colorado (vs. Howard), 2000
Three-Point Field Goals Made	6, three times, last by Courtney Clements, San Diego State (vs. Auburn), 2012
Three-Point Field Goals Attempted	13, Courtney Clements, San Diego State (vs. Auburn), 2012; Jasmina Ilic, Colorado (vs. Utah State), 2005
Three-Point Field Goal Percentage (min. 3 att.)	1.000 (3-3), four times, last by Chelsea Hopkins, San Diego State (vs. Auburn), 2012
Free Throws Made	15, Hanna Zavec, Wyoming (vs. Charlotte), 2006
Free Throws Attempted	19, Hanna Zavec, Wyoming (vs. Charlotte), 2006
Free Throw Percentage (min. 6 att.)	1.000 (12-12), Gabriela Marginean, Drexel (vs. Colorado); Lisa Nicholls, Gonzaga (vs. Wisconsin), 1990
Rebounds	18, Dottie Van Gheem, Providence (vs. Eastern Michigan), 1989
Offensive	9, Laura Menty, Siena (vs. Clemson), 2007; Molly Hayes, Idaho State (vs. Colorado), 2003
Defensive	13, Valeriya Berezhynska, Rice (vs. Clemson), 2007
Half (total)	11, Dottie Van Gheem (1st), Providence (vs. Eastern Michigan), 1989; Erin Scholz (1st), Colorado (vs. Vermont), 1995
Assists	14, Shanya Evans, Providence (vs. Eastern Michigan), 1989
Steals	9, Jill Estey, Illinois (vs. Virginia Tech), 1991
Blocked Shots	6, 3 times, last by Emma Markley, Harvard (vs. New Orleans), 2009
Turnovers	11, Whitney Houston, Colorado (vs. Nevada) 2006, Angela Zampella, St. Joseph's (vs. Central Michigan), 1997
Minutes	44, Jessie Briggs, Northern Iowa (vs. Colorado), 2005

INDIVIDUAL RECORDS

(Tournament)



Chucky Jeffery

Points	56, Alli Nieman, Idaho, 1998
Field Goals Made	22, Laura Menty, Siena, 2007
Field Goals Attempted	40, Courtney Clements, San Diego State, 2012; Brittany Spears, Colorado, 2008
Field Goal Percentage (min. 12 att.)	.765 (13-17) Samantha Heck, Evansville, 2010
Three-Point Field Goals Made	9, Mynette Clark, Wisconsin, 1990
Three-Point Field Goals Attempted	20, Jasmina Rosseel, Drexel, 2008
Three-Point Field Goal Percentage (min. 6 att.)	.667 (4-6) Cat Makarewich, Pennsylvania, 2004
Free Throws Made	19, Lisa Nicholls, Gonzaga, 1990
Free Throws Attempted	25, Alli Nieman (Idaho), 1998
Free Throw Percentage (min. 12 att.)	1.000 (12-12), Vicky Johnson, La. Tech, 1995
Rebounds	26, Molly Hayes, Idaho State, 2003; Tobette Pleasant, Dayton, 1988
Offensive	14 Molly Hayes, Idaho State, 2003
Defensive	21, Justyna Podziemska, Wyoming, 2006
Assists	16, by six players (most recent Chucky Jeffery, Colorado, 2010)
Steals	12, Jill Estey, Illinois, 1991
Blocked Shots	10, Emma Markley, Harvard, 2009
Turnovers	18, Angela Zampella, St. Joseph's, 1997
Minutes	78, Jessie Briggs, Northern Iowa, 2005

TEAM RECORDS

(Single Game)

Points	113, Providence (vs. Eastern Michigan), 1989
Field Goals Made	44, Washington (vs. West Virginia), 1993
Field Goals Attempted	89, Providence (vs. Eastern Michigan), 1989
Field Goal Percentage	.585 (31-53), by Auburn (vs. Texas A&M-Corpus Christi) 2012
Field Goal Percentage, Half	.704 (19-27), by Auburn (vs. Texas A&M-Corpus Christi) 2012
Lowest Field Goal Percentage	.200 (12-60), Georgia Southern (vs. New Orleans), 2009
Three-Point Field Goals Made	14, Minnesota (vs. UMass), 2008
Three-Point Field Goals Attempted	34, Minnesota (vs. UMass), 2008
Three-Point Field Goal Percentage (min. 8 att.)	.636 (7-11), Colorado (vs. SMU), 1996
Free Throws Made	32, Wyoming (vs. Nevada), 2006
Free Throws Attempted	46, Fresno St. (vs. Vermont), 1995
Free Throw Percentage	1.000 (20-20), George Mason vs. Miami (Ohio), 1998
Rebounds	62, Washington (vs. West Virginia), 1993
Offensive	29, Eastern Washington (vs. Loyola Chicago) 2010; Northern Iowa (vs. Colorado), 2005
Defensive	40, Colorado (vs. Nevada), 2006
Half (total)	36, Providence (vs. Eastern Michigan), 2nd, 1989
Assists	36, Washington (vs. West Virginia), 1993
Steals	*24, Colorado (vs. Rice), 1997
Blocked Shots	10, Harvard (vs. New Orleans), 2009; Maryland (vs. Pennsylvania), 2004
Most Turnovers	36, Gonzaga (vs. Colorado), 1990 & Dayton (vs. Colorado), 1988
Fewest Turnovers	5, Vanderbilt (vs. Virginia Tech), 1991

TEAM RECORDS

(Tournament)

Points	186, Washington, 1990
Field Goals Made	70, Washington, 1990 & Eastern Michigan, 1989
Field Goals Attempted	159, Providence, 1989
Field Goal Percentage	.539 (55-102) Colorado, 2006
Three-Point Field Goals Made	19, Colorado, 2007; Wisconsin, 1990
Three-Point Field Goals Attempted	61, Colorado, 2007
Three-Point Field Goal Percentage (min. 16 att.)	.625 (15-24), Colorado, 1996
Free Throws Made	50, Wyoming, 2006
Free Throws Attempted	68, Colorado, 2006
Free Throw Percentage	.870, (20-23), Charlotte, 2006
Rebounds	99, Eastern Washington, 2010; Colorado, 2006, Providence, 1989
Offensive	57, Eastern Washington, 2010
Defensive	68, Colorado, 2006
Assists	51, Colorado, 2000
Steals	35, Colorado, 1988, 1997
Blocked Shots	17, Maryland, 2004
Turnovers	66, Gonzaga, 1990

*tied earlier record